



Main

Range of product	Telemecanique Ultrasonic sensors XX
Sensor type	Ultrasonic sensor
Series name	General purpose
Sensor name	XXS
Sensor design	Cylindrical M30
Detection system	Diffuse
[Sn] nominal sensing distance	2 M adjustable with remote teach push-button 2 m software with kit
Material	Plastic
Type of output signal	Analogue
Wiring technique	5-wire
Analogue output function	4...20 mA
[Us] rated supply voltage	12...24 V DC with reverse polarity protection
Electrical connection	Male connector M12 5 pins
[Sd] sensing range	0.155...2 m
IP degree of protection	IP65 conforming to IEC 60529 IP67

Complementary

Enclosure material	PBT
Front material	Epoxy Rubber Resin
Supply voltage limits	10...30 V DC
Function available	With synchronisation mode Software configurable
[Sa] assured operating distance	0.155...2 m (teach mode)
Blind zone	155 mm
Transmission frequency	120 kHz
Repeat accuracy	0.1 %
Deviation angle from 90° of object to be detected	-12...12 °
Minimum size of detected object	Cylinder diameter 1 mm at 1.4 m
Status LED	Output state: 1 LED (yellow) Echo state: 1 LED (green)
Current consumption	65 mA
Maximum switching capacity	250 Ohm with 12 V DC overload and short-circuit protection 850 Ohm with 24 V DC
Setting-up	Teach mode Configurator software
Maximum delay first up	250 ms
Maximum delay recovery	200 ms
Marking	CE
Threaded length	75.75 mm
Height	30 mm
Width	30 mm
Depth	102.15 mm
Net weight	0.1 kg

Environment

Standards	EN/IEC 60947-5-2 CSA C22.2 No 14 UL 508
Product certifications	CULus E2 EAC RCM Ecolab
Ambient air temperature for operation	-25...70 °C
Ambient air temperature for storage	-40...80 °C
Vibration resistance	+/-1 mm conforming to IEC 60068-2-6 (f = 10...55 Hz)
Shock resistance	30 gn in all 3 axes for 11 ms conforming to IEC 60068-2-27
Resistance to electrostatic discharge	8 kV conforming to IEC 61000-4-2
Resistance to electromagnetic fields	10 V/m level 3 conforming to IEC 61000-4-3
Resistance to fast transients	2 kV conforming to IEC 61000-4-4

Packing Units

Unit Type of Package 1	PCE
Number of Units in Package 1	1
Package 1 Weight	130 g
Package 1 Height	13 cm
Package 1 width	4.1 cm
Package 1 Length	9.5 cm

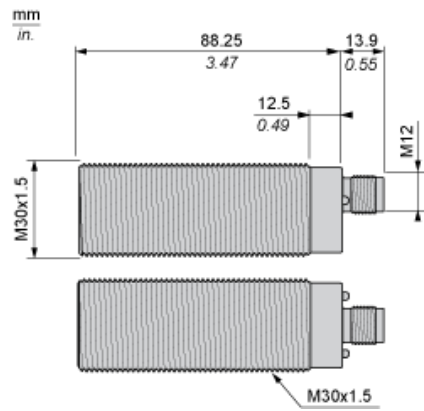
Offer Sustainability

Sustainable offer status	Green Premium product
EU RoHS Directive	Pro-active compliance (Product out of EU RoHS legal scope) EU RoHS Declaration
Mercury free	Yes
RoHS exemption information	Yes
Environmental Disclosure	Product Environmental Profile
California proposition 65	WARNING: This product can expose you to chemicals including: Diisononyl phthalate (DINP), which is known to the State of California to cause cancer, and Di-isodecyl phthalate (DIDP), which is known to the State of California to cause birth defects or other reproductive harm. For more information go to www.P65Warnings.ca.gov

Contractual warranty

Warranty	18 months
----------	-----------

Dimensions



Connections

Connector Wiring



- (1) : Synchronization
- (2) : External setting pushbutton or XXZPB100 remote teach pushbutton.

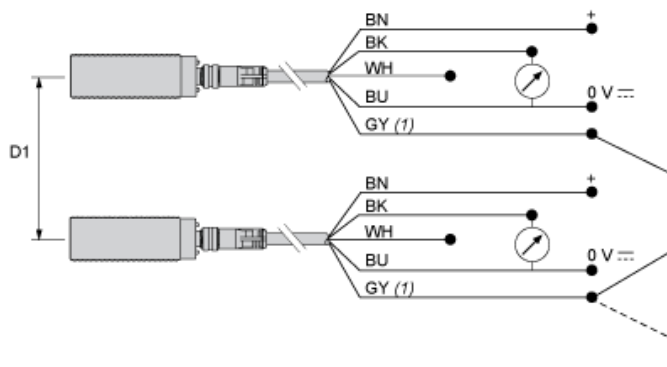
Pin number	Wire color	Description
1	BN: Brown	+12...24VDC
2	WH: White	Input teach
3	BU: Blue	0 VDC
4	BK: Black	Output
5	GY: Grey	Synchronization

Wiring Scheme. Analog Output



- (1) : Synchronization
- 4-20 mA: For 12 VDC, load $\leq 250 \Omega$
- For 24 VDC, load $\leq 850 \Omega$

Wiring for the Synchronization Function (Side by Side Application)

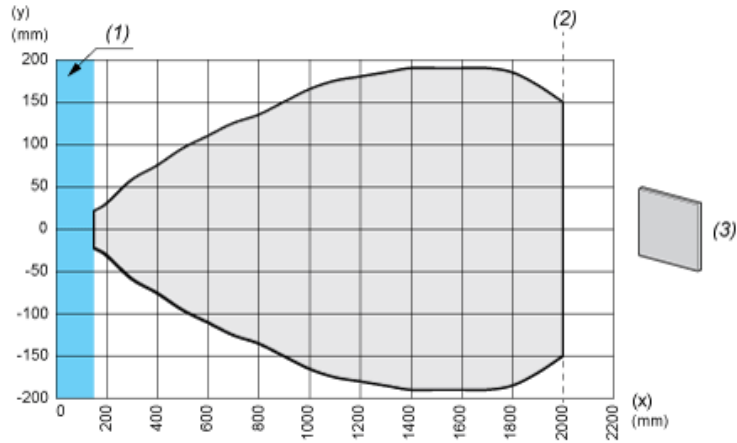


- (1) : Synchronization
- D1: 1/8 Sn
- BN: Brown
- WH: White
- BU: Blue
- BK: Black
- GY: Grey

NOTE: Up to 8 sensors can be synchronized to operate side by side by electrically connecting all pin no.5 (grey) wires together. To synchronize more than 8 sensors, a PLC output can be used (the pins no.5 must be simultaneously driven by the rising edge of a pulse).

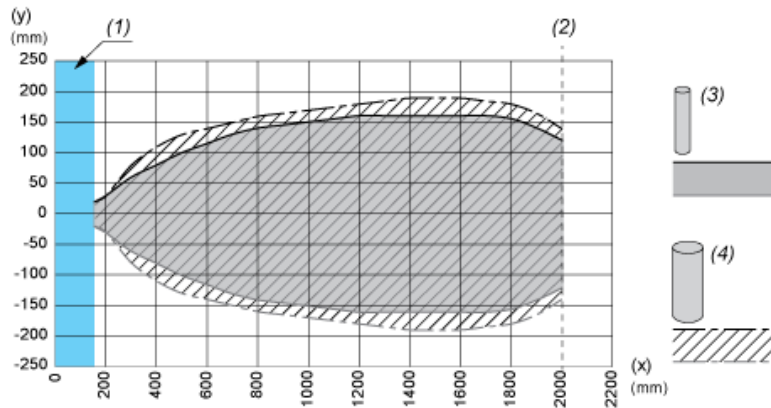
Performance Curves

Detection Curve with 100 x 100 mm / 3.94 x 3.94 inches Square Target



- (X) : Target distance
- (Y) : Detection limit
- (1) : Blind zone: 155 mm / 6.10 inches
- (2) : Sn max.
- (3) : 100 x 100 mm / 3.94 x 3.94 inches stainless steel plate

Detection Curve with Round Bar



- (X) : Target distance
- (Y) : Detection limit
- (1) : Blind zone: 155 mm / 6.10 inches
- (2) : Sn max.
- (3) : Ø 10 mm / 0.394 inches stainless steel cylinder
- (4) : Ø 25 mm / 0.984 inches stainless steel cylinder