

Main

Range of product	OsiSense XS ATEX D
Series name	Application
Sensor type	Inductive proximity sensor
Device application	ATEX dust
Sensor name	XSP
Sensor design	Cylindrical M8
Size	26.5 mm
Body type	Fixed
Detector flush mounting acceptance	Flush mountable
Material	Plastic
Enclosure material	Plastic
[Sn] nominal sensing distance	1.5 mm
Type of output signal	Discrete
Wiring technique	2-wire
Discrete output function	1 NC
Output circuit type	DC
Discrete output type	Namur
Electrical connection	Cable
Cable length	2 m
[Us] rated supply voltage	7...12 V DC
Switching capacity in mA	<= 1 mA
IP degree of protection	IP67 conforming to IEC 60529

Complementary

Thread type	M8 x 1
Detection face	Frontal
Front material	PPS
Operating zone	0...1.2 mm
Cable composition	2 x 0.11 mm ²
Wire insulation material	PvR
Residual current	<= 3 mA open state
Switching frequency	<= 1000 Hz
Marking	II1 D-Ex ia IIIC T85°C Da IP66/67
Threaded length	24.5 mm
Height	8 mm
Length	26.5 mm

Environment

Standards	EN/IEC 60079-0 EN/IEC 60079-11
Directives	94/9/EC - ATEX directive
Product certifications	INERIS 04ATEX0016X
Ambient air temperature for operation	-20...60 °C
Dust zone	Zone 20

Information provided in this documentation contains general descriptions and/or technical characteristics of the performance of the products contained herein. This information is not intended as a substitute for and is not to be used for determining suitability or reliability of these products for specific user applications. It is the duty of any such user or integrator to perform the appropriate and complete risk analysis, evaluation and testing of the products with respect to the relevant specific application or use thereof. Neither Schneider Electric Industries SAS nor any of its affiliates or subsidiaries shall be responsible or liable for misuse of the information contained herein.

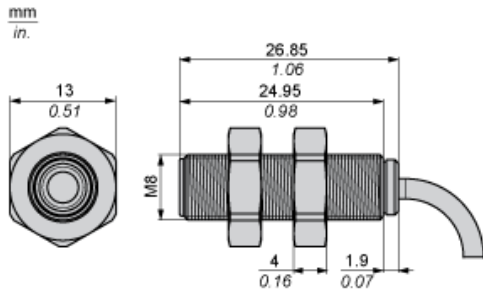
Offer Sustainability

RoHS (date code: YYWW)	Will not be compliant
------------------------	-----------------------

Contractual warranty

Warranty period	18 months 18 months
-----------------	---------------------

Dimensions



Minimum Mounting Distances

Side by side



e (1) 3 mm/0.12 in.

≥

Face to face



e (2) 18 mm/0.71 in.

≥

Facing a metal object



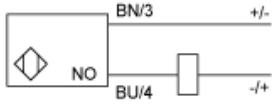
e (3) 4.5 mm/0.18 in.

≥

Wiring Schemes

2-Wire Non-polarised

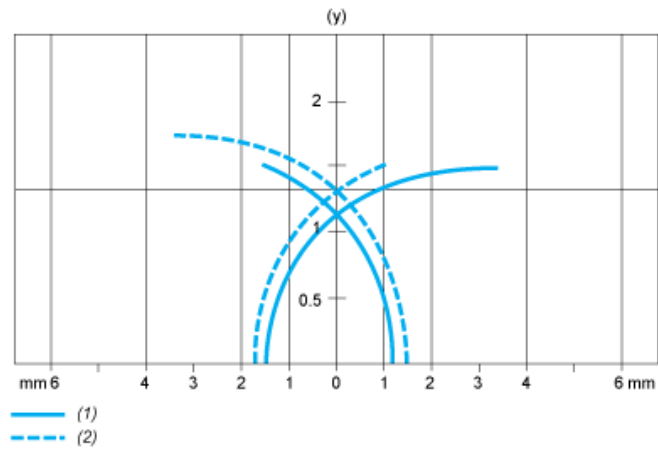
NO output



BU : Blue
BN : Brown

Performance Curves

Standard Steel Target : 8x8x1 mm



- (1) Pick-up points
- (2) Drop-out points (object approaching from the side)
- (y) Sensing distance in mm