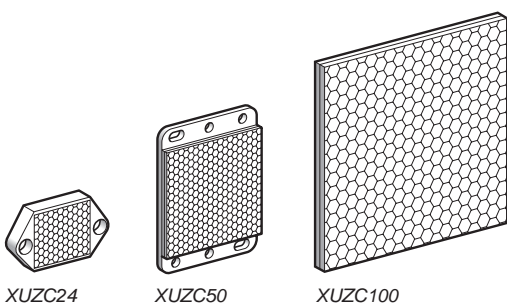


XUZC21

XUZC31

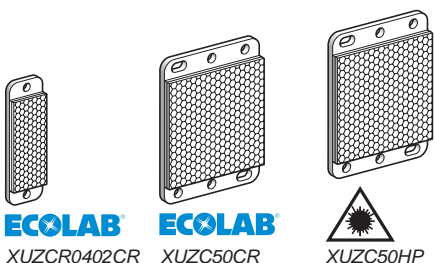
XUZC80



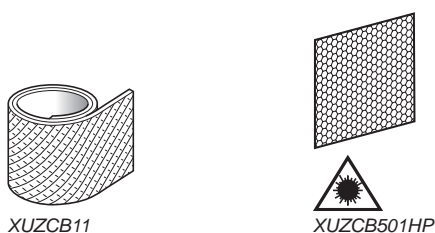
XUZC24

XUZC50

XUZC100


ECOLAB
XUZCR0402CR

ECOLAB
XUZC50CR


XUZC50HP


XUZCB11


XUZCB501HP

Reflectors

Description	Dimensions mm	Fixing mode	Chemical resistance	Micro-prism (1)	Reference	Weight kg
Rigid reflectors						
Rigid circular reflectors	Ø 21	–	No	No	XUZC16	0.002
	Ø 25	–	No	No	XUZC21	0.002
	Ø 35	–	No	No	XUZC31	0.005
	Ø 46	–	No	No	XUZC39	0.008
	Ø 84	1 hole	No	No	XUZC80	0.029
Rigid square reflectors	20 x 32	2 holes	No	Yes	XUZCR0201CR	0.004
	13 x 33	2 inserts	No	No	XUZC08	0.010
	23 x 40	Adhesive	No	No	XUZC40S22	0.015
	29 x 45	2 holes	No	No	XUZC24	0.007
			Ecolab	Yes	XUZCR0401CRHP (2)	
	19 x 60	2 holes	No	Yes	XUZCR0401HP (2)	0.010
			Ecolab	No	XUZCR0402CR (2)	
	18 x 60	2 holes	No	No	XUZCR0402	0.015
			Ecolab	No	XUZCR0402	
	30 x 82	2 holes	No	No	XUZC30	0.015
	50 x 70	6 holes	Ecolab	No	XUZC50CR (2)	0.020
			No	No	XUZC50	
No			Yes	XUZC50HP		
40 x 60	2 holes	No	No	XUZC60S11	0.022	
42 x 182	2 holes	No	No	XUZC180S21	0.080	
100 x 100	2 brackets	No	No	XUZC100	0.062	
Adhesive tape						
For polarized reflex sensor	1 x 22	Adhesive	No	No	XUZB11	0.020
	5 x 22	Adhesive	No	No	XUZB15	0.085
For laser sensor	50 x 50	Adhesive	No	Yes	XUZCB0501HP	–
	250 x 250	Adhesive	No	Yes	XUZC250	–






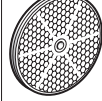
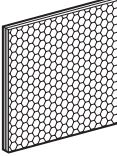



















Note: All reflectors are IP 67 and IP 69K. They are suitable for use at operating temperatures between - 20 °C and + 60 °C except Ecolab certified products (- 20°C...+ 140 °C).

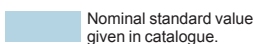
(1) Microprism: enables effective short distance detection. Used with laser beams.
 (2) Operating temperature between - 20 °C and + 140 °C.

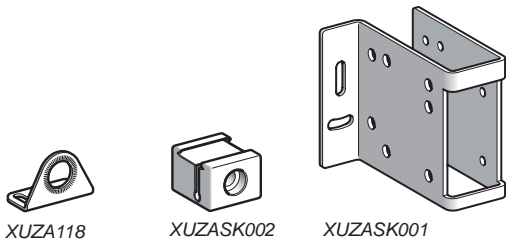
Photo-electric sensors

OsiSense XU

Accessories: sensors/reflectors table

	Blind zone	XUZC16 Ø 16	XUZC24 20x25	XUZC39 Ø 39	XUZC50 50x50	XUZC80 Ø 80	XUZC100 100x100
XUB0 	5 mm	 0.9 m	 1 m	 2.5 m	 3 m	 4 m	 4.5 m
XUB1 	10 mm	1 m	2 m	3 m	4 m	5 m	5 m
XUB9 	10 mm	0.6 m	0.6 m	1.4 m	2 m	4 m	4 m
XUM0 	10 mm	0.9 m	1.4 m	2 m	3 m	4 m	4.5 m
XUM9 	10 mm	1.5 m	2.5 m	3.2 m	5 m	6.5 m	6.5 m
XUK0 	4 cm	1 m	1 m	2.6 m	4 m	5.5 m	6.5 m
XUK1 	5 cm	2.5 m	4 m	7.5 m	7 m	14 m	16 m
XUK9 	5 cm	1.2 m	2 m	3.7 m	6 m	7.5 m	10 m
XUX0 	10 cm	3.5 m	5 m	8 m	15 m	21 m	22 m
XUX1 	10 cm	5.5 m	5.5 m	10 m	14 m	17.5 m	21 m
XUX9 	10 cm	4.5 m	4.5 m	8 m	11 m	13.5 m	17 m
		XUZCR0402CR Ecolab 16x40 	XUZC50CR Ecolab 50x50 	XUZC50 50x50 	XUZCR0401CRHP Ecolab Laser 16x40 	XUZCB501HP Tape Laser 50x50 	XUZC50HP Laser 50x70 
XU9N18 	0.7 m	1 m	2 m	–	–	–	–
XUK9L 	–	–	–	1.8 m	6 m	12 m	–
XUBTA 	–	–	–	0.35 m	0.7 m	1.4 m	–

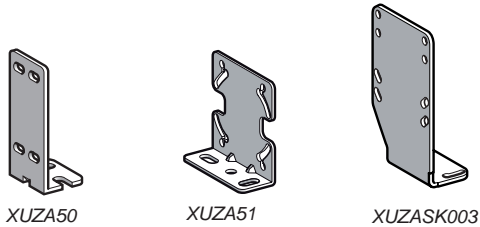
 Nominal standard value given in catalogue.



XUZA118

XUZASK002

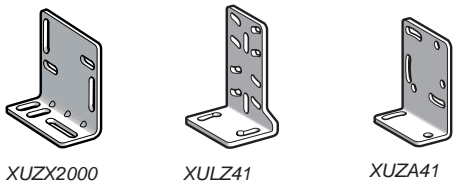
XUZASK001



XUZA50

XUZA51

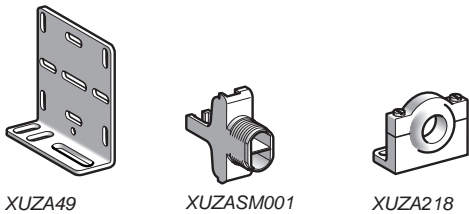
XUZASK003



XUZX2000

XULZ41

XUZA41



XUZA49

XUZASM001

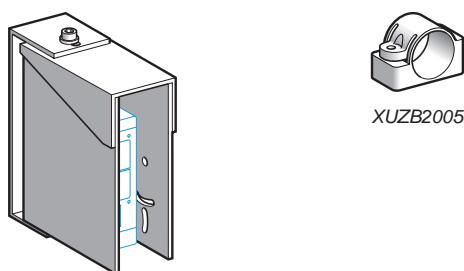
XUZA218



XUZA318

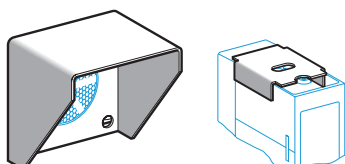
XSAZ108

XSZB108



XUZA218

XUZA118



XUZA218

XUZA118

Fixing accessories

Description	For use with sensors	Reference	Weight kg
Stainless steel grade 304 fixing brackets	XUB (Ø 18)	XUZA118	0.045
	XUK●L and XUK●S	XUZASK001	0.130
Stainless steel grade 316 fixing brackets	XUB (Ø 18)	XUZASB001	0.018
	XUK●L and XUK●S	XUZA51S	0.050
Aluminium dovetail	XUK●L and XUK●S	XUZASK002	0.030
Metal fixing brackets	XUM	XUZA50	0.025
	XUK (except XUK●L and XUK●S)	XUZA51	0.050
		XUZASK003 (1)	0.060
	XUX	XUZAX2000	0.065
	XUL	XULZ41	0.050
	XUJ	XUZA41	0.050
	XUJB	XUZA49	0.120
Plastic fixing bracket	XUM (except XUM0)	XUZASM001	0.010
Plastic fixing bracket with adjustable ball-joint	XU● (Ø 18 mm)	XUZA218	0.035
Precision fixing bracket with micrometric adjustment	XU● (Ø 18 mm) with laser transmission	XUZA318	0.170
Plastic fixing clamps with locking screw	XUA (Ø 8 mm)	XSAZ108	0.007
		XSZB108	0.006
	XU● (Ø 18 mm) With indexing pin	XSAZ118	0.020
	With position reference	XSZB118	0.010
	With 24.1 mm centres	XUZB2005	0.007
Set of 2 plastic nuts	XU● (Ø 18 mm)	XSZE218	0.004
Set of 2 metal nuts	XU● (Ø 18 mm)	XSZE118	0.015
Set of 2 stainless steel nuts	XU● (Ø 18 mm)	XSZE318	0.015

Protective covers

Description	For use with	Reference	Weight kg
Protective cover	XUK and XUJ sensors	XUZA218	0.920
Potentiometer protective covers	XUZC80 or XUZC24 reflectors	XUZA118	0.270
	XUJ sensors	XUJZ01	0.015

(1) Bracket XUZASK003 can be used to replace an XUL sensor with an XUK sensor.



XUZH2003



XUZH2003



XUZH2003



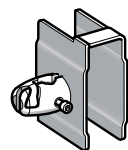
XUZH2003



XUZH2004



XUZH2004



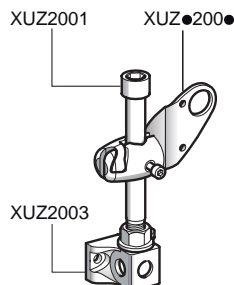
XUZH2004



XUZH2003



XUZH2001




3D fixing kit example



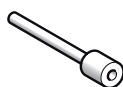
XUZH2001



XUZH2001



XUZH2002



XUZH08

3D fixing kit (1)

Description	For use with sensor type	Reference	Weight kg
Ball-joint mounted fixing bracket for mounting on M12 rod	XUB or XUZH50	XUZH2003	0.170
	XUM 0 or XUZH50	XUZH2003	0.140
	XUK or XUZH50	XUZH2003	0.170
	XUX or XUZH50	XUZH2003	0.220
Ball-joint mounted fixing bracket with protective cover for mounting on M12 rod	XUM0	XUZH2004	0.155
	XUK	XUZH2004	0.270
	XUX	XUZH2004	0.420
Support for M12 rod	–	XUZH2003	0.150
M12 rod (adjustment possible over complete height)	–	XUZH2001	0.050

(1) To obtain a 3D fixing kit, order:

- rod support XUZH2003

- M12 rod XUZH2001

- ball-joint mounted fixing bracket XUZH200●

Cabling accessories

Description	Reference	Weight kg
Adaptor, ISO 16 - 1/2" NPT	XUZH2001	0.050
Adaptor, ISO 16 - ISO 20	XUZH2002	0.050

Lenses

Description	For use with	Reference	Weight kg
Lens for spot enlargement	XUR sensors	XURZ01	0.010
Lens for spot reduction	XUR sensors	XURZ02	0.015

Spare parts

Description	For use with	Sold in lots of	Unit reference	Weight kg
Plastic end adaptor for connecting Ø 1 mm optical fibres	Amplifiers XUDA	2	XUFZ08	0.002

Protection fuses

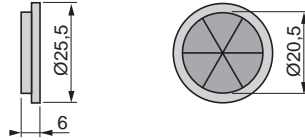
Description	For use with	Sold in lots of	Unit reference	Weight kg
Cartridge fuse 5 x 20 0.4 A "quick-blow"	Sensors without short-circuit protection	10	XUZE04	0.001
Fuse terminal block	Cartridge fuses XUZE0●	50	AB1FU10135U	0.040

Rigid circular reflectors

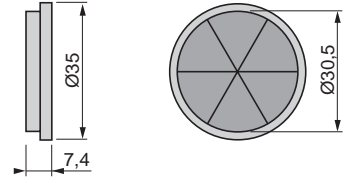
XUZC16



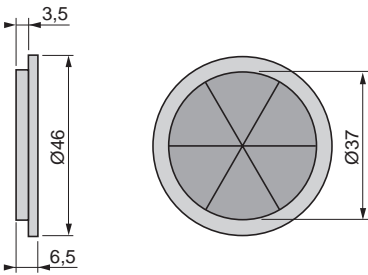
XUZC21



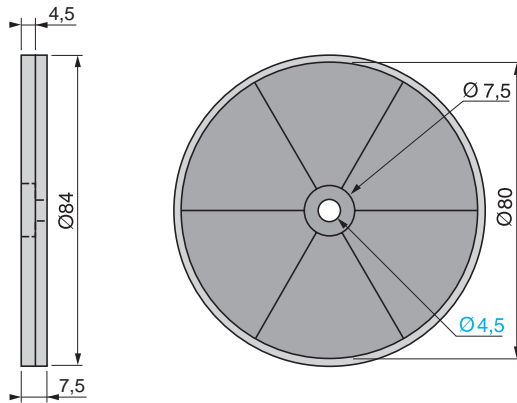
XUZC31



XUZC39

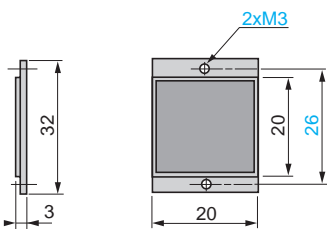


XUZC80

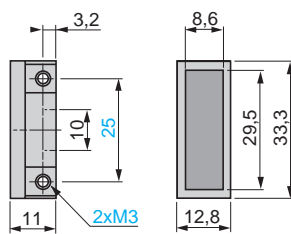


Rigid square reflectors

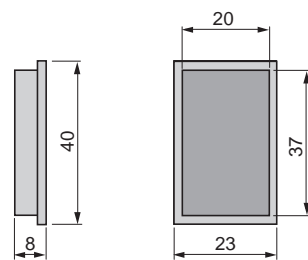
XUZCR0201CR



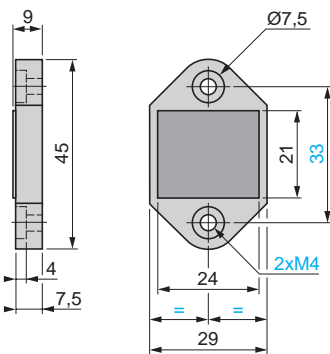
XUZC08



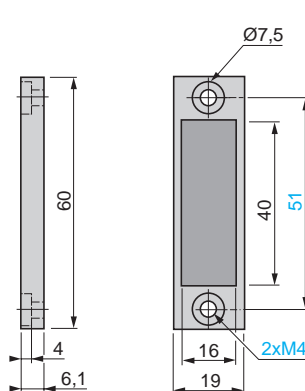
XUZC40S22



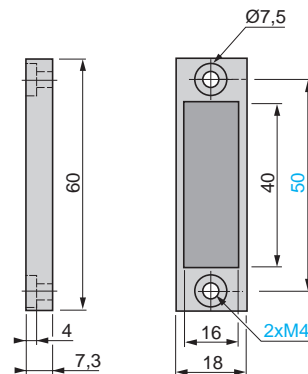
XUZC24



XUZCR0401●●●●

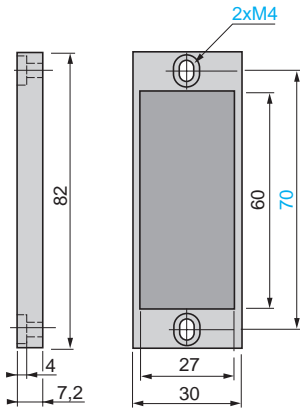


XUZCR0402●●

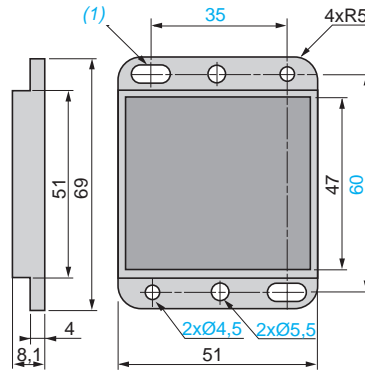


5

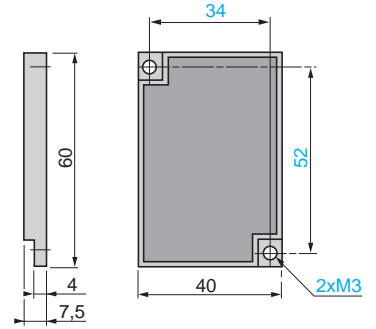
XUZC30



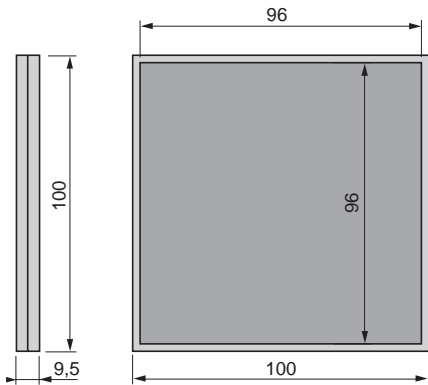
XUZC50, XUZC50●●



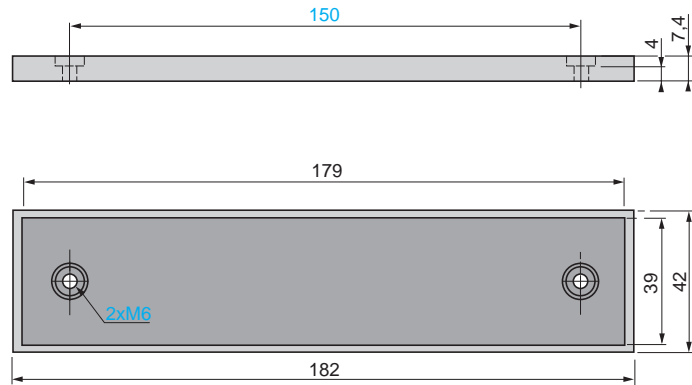
XUZC60S11



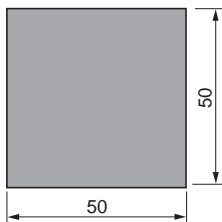
XUZC100



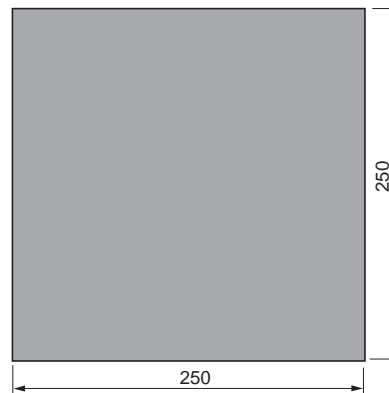
XUZC180S21



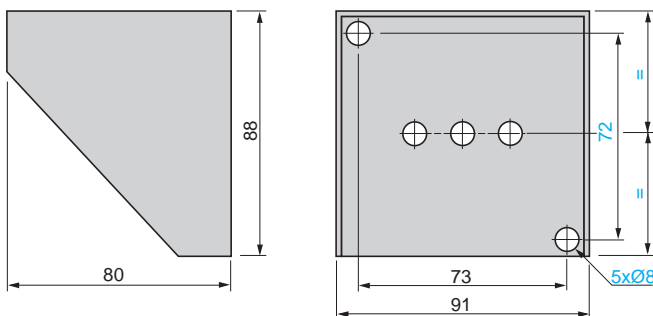
XUZCB0501HP



XUZC250



XUZD15



XUZM2003 + XUZ2001 + XUZ2003 + XUZC50

Mounting example

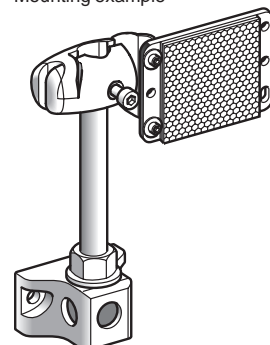


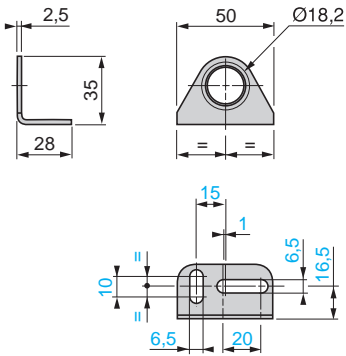
Photo-electric sensors

OsiSense XU

Accessories

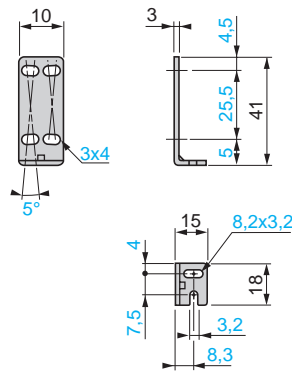
XUZA118

Fixing bracket for XUB

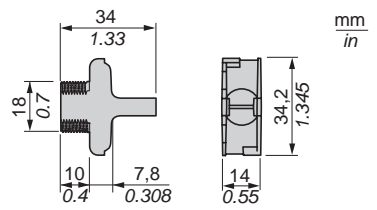


XUZA50

Fixing bracket for XUM (1)

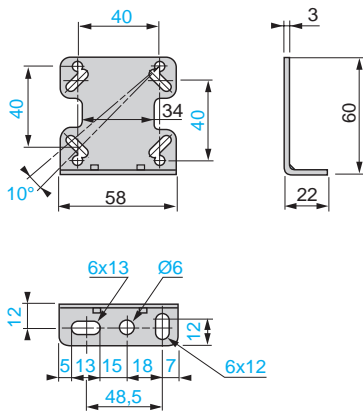


XUZASM001

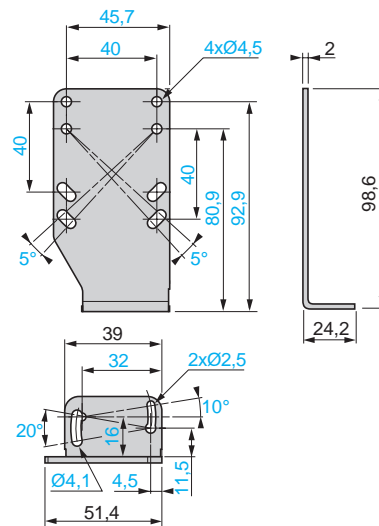


XUZA51

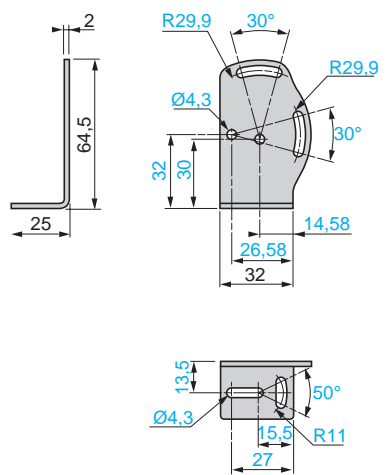
Fixing bracket for XUK (1)



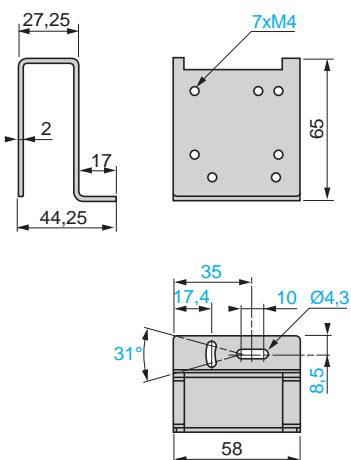
XUZASK003



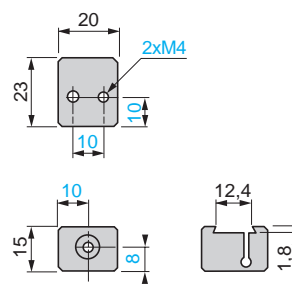
XUZA51S



XUZASK001

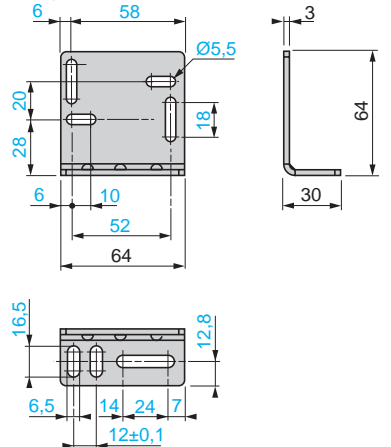


XUZASK002



XUX2000

Fixing bracket for XUX (1)

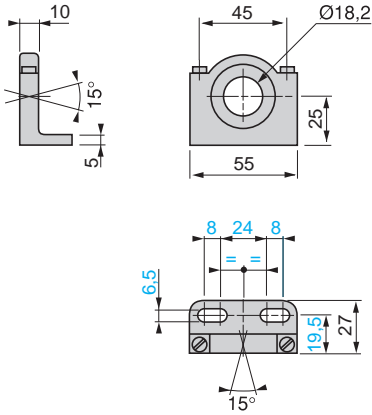


(1) Accessory fixing screws included.

5

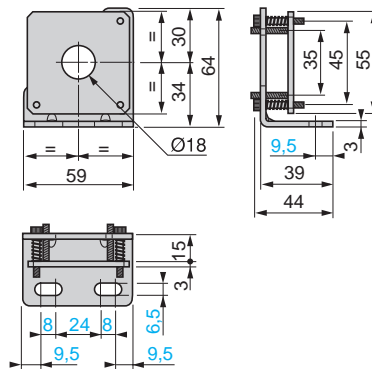
XUZA218

Fixing bracket with adjustable ball-joint for XU● (Ø 18)

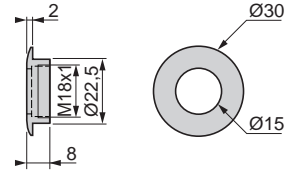


XUZA318

Fixing bracket with micrometric adjustment for XU2 (Ø 18) with laser transmission

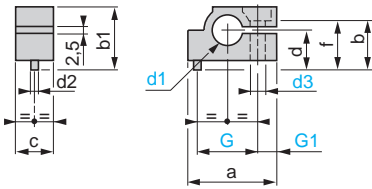


XUZASB001



XSAZ1●●

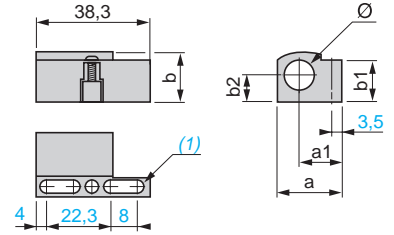
Fixing clamps for XUA, XU● (Ø 18), XUF



XSA	a	b	b1	c	d	Ød1	Ød2	Ød3	f	G	G1
Z108	23.5	14.2	16.7	10	8	8.1	2	4	10.5	16	5
Z118	41	30	33	17	18	18.1	3.9	6	24	30	7
Z145	23.5	14.2	16.7	10	8	4.7	2	4	10.5	16	5
Z155	23.5	14.2	16.7	10	8	5.7	2	4	10.5	16	5
Z185	23.5	14.2	16.7	10	8	8.6	2	4	10.5	16	5

XSZB108, XSZB118

Fixing clamps for XUA and XU● (Ø 18)

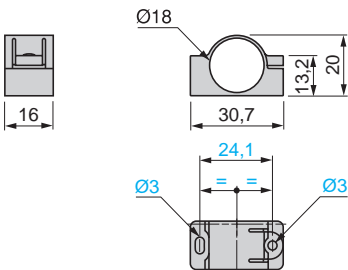


XCZ	a	a1	b	b1	b2	Ø
B108	21.1	14.5	14.2	12.8	7.5	8
B118	26	15.7	22.3	20.1	11.5	18

(1) 2 elongated holes Ø 4 x 8

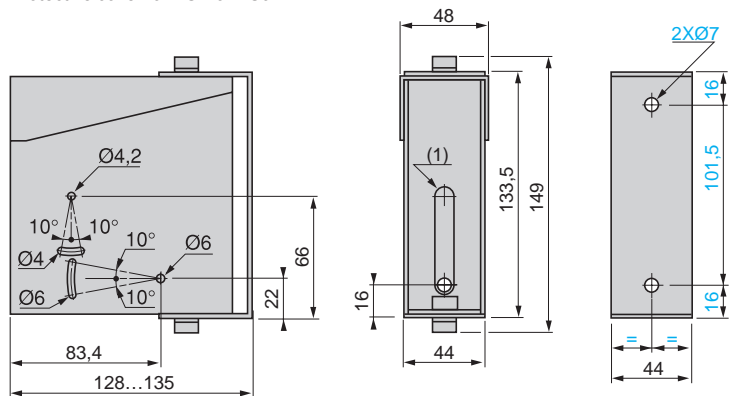
XUZB2005

Fixing clamps with 24.1 mm centres for XU● (Ø 18)



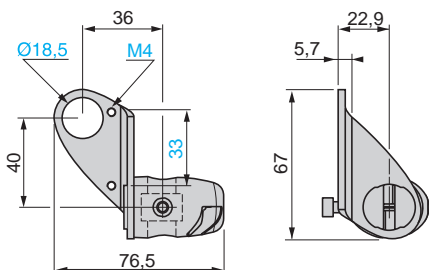
XUZD25

Protective cover for XUX or XUJ



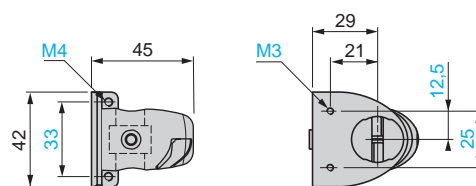
XUZB2003

Ball-joint mounted fixing bracket for XUB or XUJZ50



XUZM2003

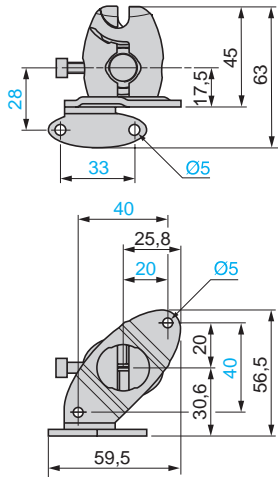
Ball-joint mounted fixing bracket for XUM (1) or XUJZ50



(1) Accessory fixing screws included.

XUZK2003

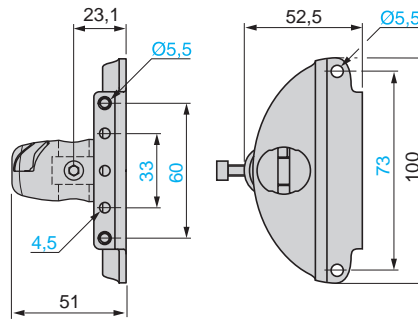
Ball-joint mounted fixing bracket for XUK (1) or XUZC50



(1) Accessory fixing screws included.

XUZX2003

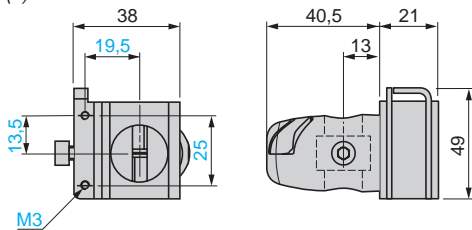
Ball-joint mounted fixing bracket for XUX (1) or XUZC50



(1) Accessory fixing screws included.

XUZM2004

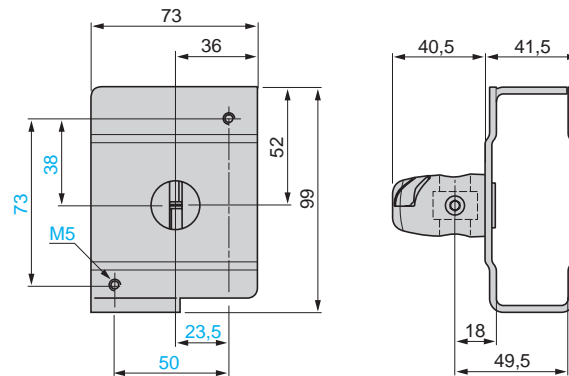
Ball-joint mounted fixing bracket with protective cover for XUM (1)



(1) Accessory fixing screws included.

XUZX2004

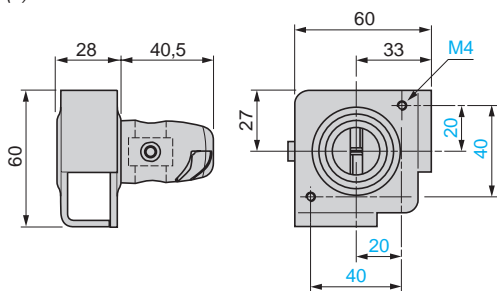
Ball-joint mounted fixing bracket with protective cover for XUX (1)



(1) Accessory fixing screws included.

XUZK2004

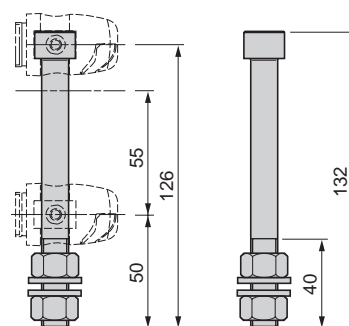
Ball-joint mounted fixing bracket with protective cover for XUK (1)



(1) Accessory fixing screws included.

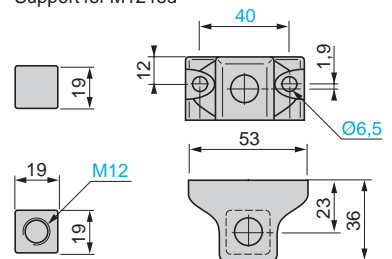
XUZ2001

M12 rod

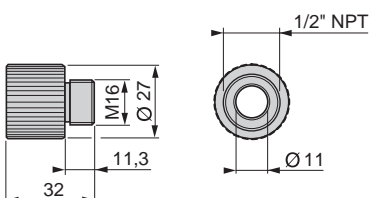


XUZ2003

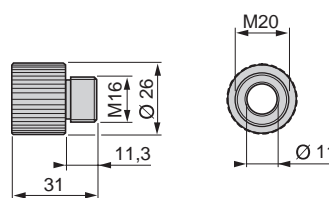
Support for M12 rod



XUZX2001

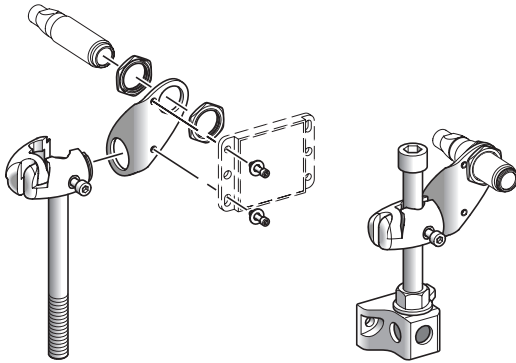


XUZX2002



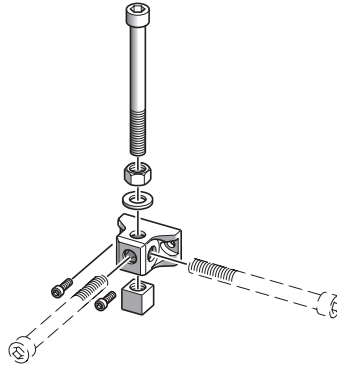
XUZB2003 + XUZ2001 + XUZ2003

3D fixing kit for XUB or XUZC50



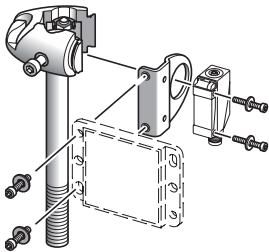
XUZ2001 + XUZ2003

M12 rod + rod support



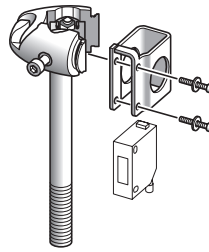
XUZM2003 + XUZ2001

3D fixing kit for XUM or XUZC50



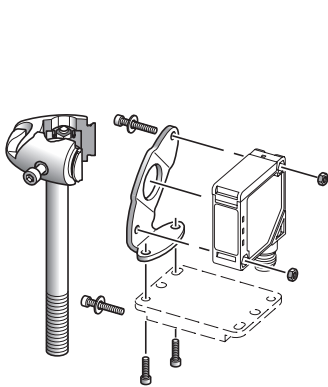
XUZM2004 + XUZ2001

3D fixing kit with protective cover for XUM



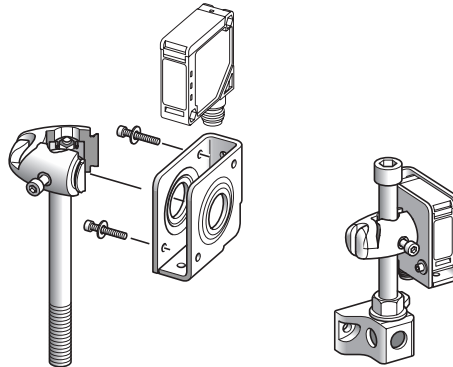
XUZK2003 + XUZ2001

3D fixing kit for XUK or XUZC50



XUZK2004 + XUZ2001 + XUZ2003

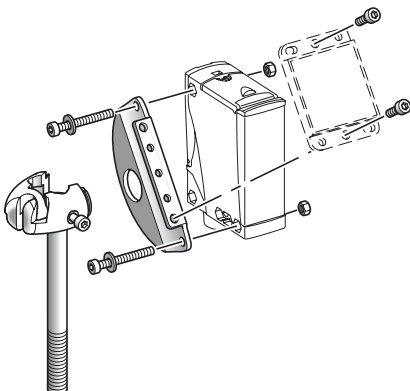
3D fixing kit with protective cover for XUK



Mounting example

XUZX2003 + XUZ2001

3D fixing kit for XUX or XUZC50



XUZX2004 + XUZ2001

3D fixing kit with protective cover for XUX

