

Limit switches

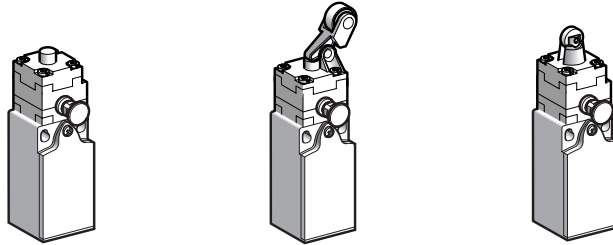
OsiSense XC Basic

Compact design, plastic, with reset knob, types XCNR and XCNTR

1

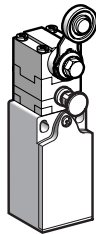
■ XCNR
with 1 cable entry

□ With head for linear movement (plunger)



Page 1/70


□ With head for rotary movement (lever)



Page 1/70

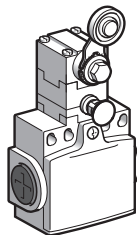
■ XCNTR
with 2 cable entries

□ With head for linear movement (plunger)



Page 1/71

□ With head for rotary movement (lever)



Page 1/71

Limit switches

OsiSense XC Basic

Compact design, plastic, with reset knob, types XCNR and XCNTR

Environment characteristics

Conformity to standards	Products	IEC 60947-5-1, EN 60947-5-1, UL 508, CSA C22-2 n° 14
	Machine assemblies	IEC 60204-1, EN 60204-1
Product certifications		UL, CSA, CCC (pending)
Protective treatment	Version	Standard: "TC"
Ambient air temperature	For operation	- 25...+ 70°C
	For storage	- 40...+ 70°C
Vibration resistance	Conforming to IEC 60068-2-6	25 gn (10...500 Hz)
Shock resistance	Conforming to IEC 60068-2-27	50 gn (11 ms)
Electric shock protection		Class II conforming to IEC 61140 and NF C 20030
Degree of protection		IP 65 conforming to IEC 60529; IK 04 conforming to EN 50102
Cable entry		Depending on model: tapped entry, for ISO M20 x 1.5 or Pg 11 cable gland, ISO M16 x 1.5 cable gland or PF 1/2 (G 1/2)
Materials	Bodies	Plastic
	Heads	Plastic

Contact block characteristics

Rated operational characteristics		~ AC-15; A300 (Ue = 240 V, Ie = 3 A); Ithe = 10 A ☰ DC-13; R300 (Ue = 250 V, Ie = 0.1 A), conforming to IEC 60947-5-1 Appendix A, EN 60947-5-1
Rated insulation voltage	2-pole contact	Ui = 500 V degree of pollution 3 conforming to IEC 60947-1 Ui = 300 V conforming to UL 508, CSA C22-2 n° 14
Rated impulse withstand voltage	2-pole contact	U imp = 6 kV conforming to IEC 60947-1, IEC 60664
Positive operation		NC contacts with positive opening operation conforming to IEC 60947-5-1 Appendix K, EN 60947-5-1
Short-circuit protection		10 A cartridge fuse type gG (gl)
Connection	Screw clamp terminals	Clamping capacity, min: 1 x 0.34 mm ² , max: 2 x 1.5 mm ²

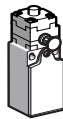
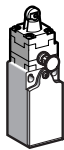


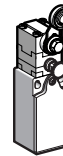


Limit switches


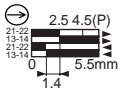
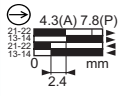
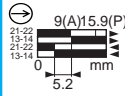
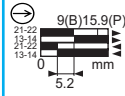
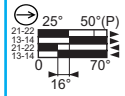

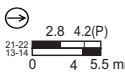
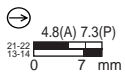
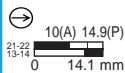
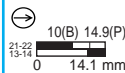
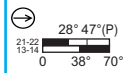


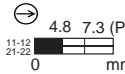


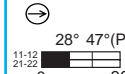


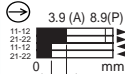


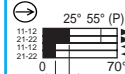



OsiSense XC Basic

Compact design, plastic, with reset knob, type XCNR






Complete switches with 1 cable entry

Type of head	Plunger (fixing by the body)					Rotary (fixing by the body)
						
Type of operator	Metal end plunger	Plastic roller plunger	Thermoplastic roller lever plunger, horizontal actuation in 1 direction	Thermoplastic roller lever plunger, vertical actuation in 1 direction	Thermoplastic roller lever	
Sold and packed in lots of	10	10	10	10	10	

References of complete switches with 1 ISO M20 x 1.5 cable entry

 2-pole NC + NO snap action	XCNR2110P20 	XCNR2102P20 	XCNR2121P20 	XCNR2127P20 	XCNR2118P20 
 2-pole N/C + N/O break before make, slow break	XCNR2510P20 	XCNR2502P20 	XCNR2521P20 	XCNR2527P20 	XCNR2518P20 
 2-pole NC + NC simultaneous, slow break	XCNR2710P20 	XCNR2702P20 	XCNR2721P20 	XCNR2727P20 	XCNR2718P20 
 2-pole NC + NC snap action	XCNR2910P20 	XCNR2902P20 	XCNR2921P20 	XCNR2927P20 	XCNR2918P20 
Weight (kg)	0.080	0.080	0.085	0.090	0.100
Contact operation	 closed  open		(A) (B) = cam displacement (P) = positive opening point	 NC contact with positive opening operation	

Characteristics

Switch actuation	On end	By 30° cam			
Type of actuation					
Maximum actuation speed	0.5 m/s	0.3 m/s	1 m/s	1.5 m/s	
Mechanical durability	100,000 operating cycles				
Minimum force or torque	For tripping	15 N	12 N	6 N	0.1 N.m
	For positive opening	30 N	20 N	10 N	0.15 N.m
Cable entry	1 entry tapped M20 x 1.5 mm for ISO cable gland, clamping capacity 7 to 13 mm				

References of complete switches with 1 Pg 11 cable entry

For complete switches with 1 Pg 11 cable entry replace P20 by G11.
Example: XCNR2110P20 becomes **XCNR2110G11**.

Other cable entries

For complete switches with ISO M16 x 1.5 or PF 1/2 (G 1/2) cable entry, please consult our Customer Care Centre.

Other contacts

For complete switches with 2-pole contacts:
NC + NO make before break, slow break,
NO + NO simultaneous, slow break, please consult our Customer Care Centre.

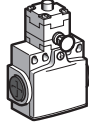
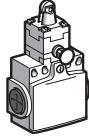

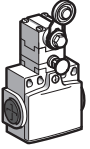
For complete switches with 3-pole contacts:
NC + NO + NO snap action,
NC + NC + NO snap action,
NC + NC + NO break before make, slow break,
NC + NO + NO break before make, slow break, please consult our Customer Care Centre.

Limit switches


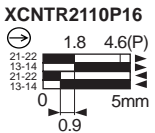
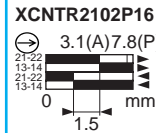
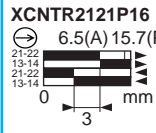
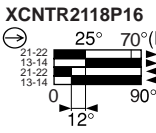

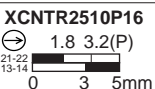
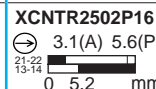

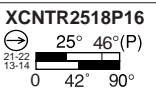

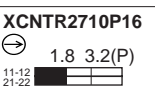
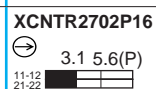

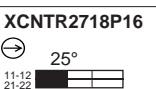
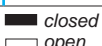
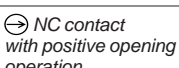
OsiSense XC Basic

Compact design, plastic, with reset knob, type XCNTR





Complete switches with 2 cable entries

Type of head	Plunger (fixing by the body)	Rotary (fixing by the body)		
				
Type of operator	Metal end plunger	Plastic roller plunger	Thermoplastic roller lever plunger, horizontal actuation in 1 direction	Thermoplastic roller lever
Sold and packed in lots of	10	10	10	10

References of complete switches with 2 ISO M16 x 1.5 cable entries

 2-pole NC + NO snap action	XCNTR2110P16 	XCNTR2102P16 	XCNTR2121P16 	XCNTR2118P16 
 2-pole N/C + N/O break before make, slow break	XCNTR2510P16 	XCNTR2502P16 	XCNTR2521P16 	XCNTR2518P16 
 2-pole NC + NC simultaneous, slow break	XCNTR2710P16 	XCNTR2702P16 	XCNTR2721P16 	XCNTR2718P16 
Weight (kg)	0.105	0.110	0.135	0.095
Contact operation		(A) (B) = cam displacement (P) = positive opening point		

Characteristics

Switch actuation	On end	By 30° cam			
Type of actuation					
Maximum actuation speed	0.5 m/s	0.3 m/s	1 m/s	1.5 m/s	
Mechanical durability	100 000 operating cycles				
Minimum force or torque	For tripping	15 N	12 N	6 N	0.1 N.m
	For positive opening	30 N	20 N	10 N	0.15 N.m
Cable entry	2 entries tapped M16 x 1.5 mm for ISO cable gland, clamping capacity 4 to 8 mm				

References of complete switches with 2 Pg 11 cable entries

For complete switches with 2 Pg 11 cable entries replace P16 by G11.

Example: XCNTR2110P16 becomes **XCNTR2110G11**.

Complete switches with 1/2" NPT cable entry

For complete switches with 1/2" NPT cable entry use adaptor DE9 RA1012 (compatible with XCNTR●●●●G11).



DE9RA1012

Description	Sold in lots of	Unit reference	Weight kg
Adaptor for 1/2" NPT conduit (male Pg 11 / female 1/2" NPT)	10	DE9RA1012	0.050

Other contacts

For complete switches with 2-pole contacts:

NO + NC make before break, slow break,

NO + NO simultaneous, slow break, please consult our Customer Care Centre.

Limit switches

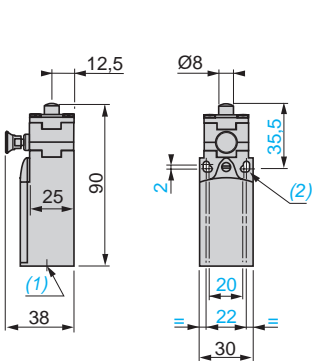
OsiSense XC Basic

Compact design, plastic, with reset knob, type XCNR

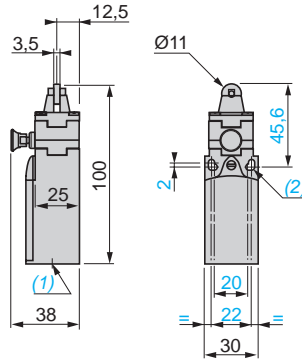
Complete switches with 1 cable entry

Dimensions

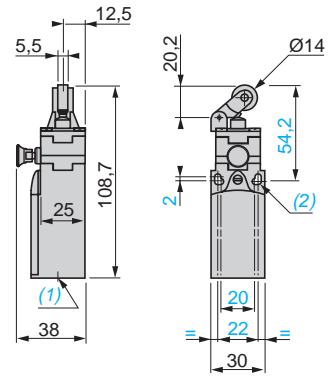
XCNR2●10P20



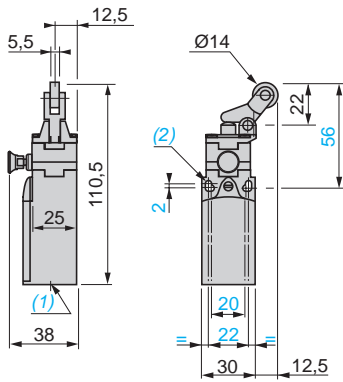
XCNR2●02P20



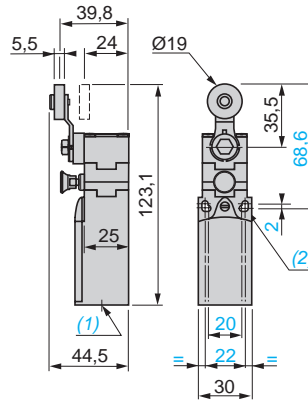
XCNR2●21P20



XCNR2●27P20



XCNR2●18P20



(1) 1 tapped entry for ISO M20 x 1.5 or Pg 11 cable gland.

(2) 2 elongated holes Ø 4.3 x 6.3 on 22 mm centres, 2 holes Ø 4.3 on 20 mm centres.

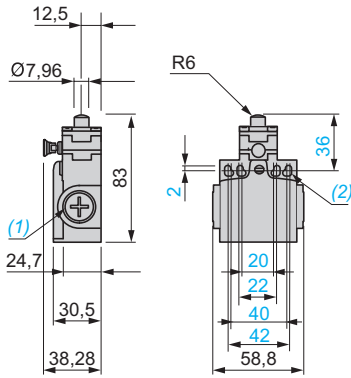
Limit switches

OsiSense XC Basic

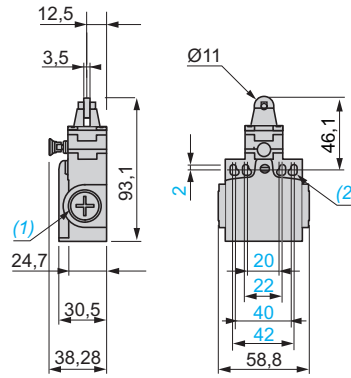
Compact design, plastic, with reset knob, type XCNTR
Complete switches with 2 cable entries

Dimensions

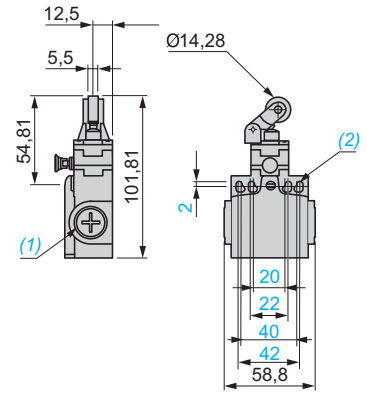
XCNTR2•10P16



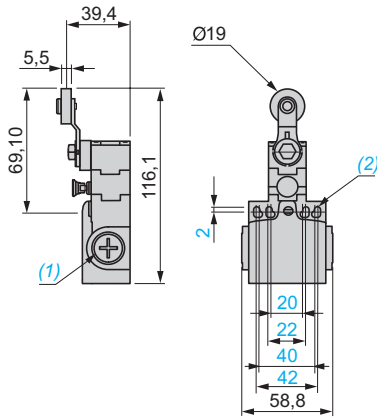
XCNTR2•02P16



XCNTR2•21P16



XCNTR2•18P16



(1) 2 tapped entries for ISO M16 x 1.5 or Pg 11 cable gland.
(2) \varnothing : 4 elongated holes $\varnothing 4.3 \times 6.3$.