

Limit switches

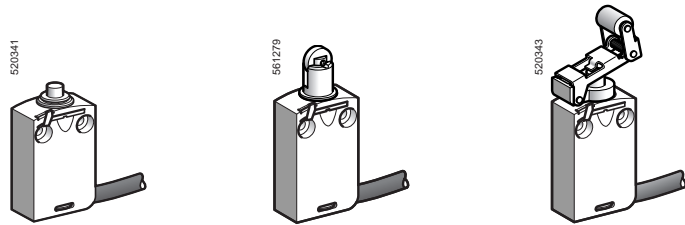
OsiSense XC Standard

Miniature design, metal, type XCMD

1

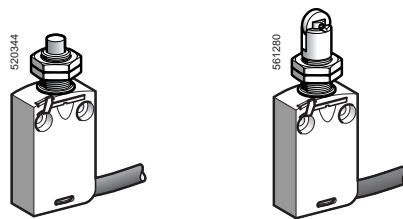
■ XCMD pre-cabled

□ With head for linear movement (plunger). Fixing by the body



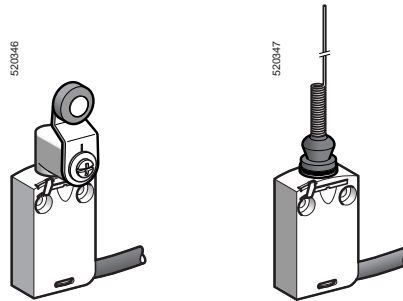
Page 1/12

□ With head for linear movement (plunger). Fixing by the head



Page 1/12

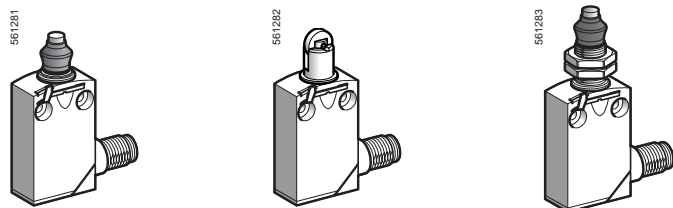
□ With head for rotary movement (lever) or multi-directional. Fixing by the body



Page 1/13

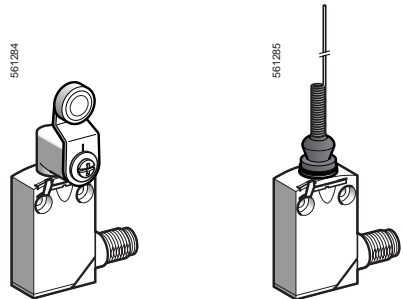
■ XCMD with connector

□ With head for linear movement (plunger) Fixing by the body Fixing by the head



Page 1/16

□ With head for rotary movement (lever) or multi-directional. Fixing by the body



Page 1/17

Limit switches

OsiSense XC Standard

Miniature design, metal, type XCMD

Environment characteristics

Conformity to standards	Products	IEC 60947-5-1, EN 60947-5-1, UL 508, CSA C22-2 n° 14
	Machine assemblies	IEC 60204-1, EN 60204-1
Product certifications		UL, CSA (except products with special cables), CCC
Protective treatment		Standard version: "TC"
Ambient air temperature		For operation: - 25...+ 70°C. For storage: - 40...+ 70°C
Vibration resistance		XCMD snap action: 5 gn. XCMD slow break: 25 gn (10...500 Hz) conforming to IEC 60068-2-6
Shock resistance		25 gn (18 ms) conforming to IEC 60068-2-27 except head ZCE08: 15 gn (18 ms)
Electric shock protection		Class I conforming to IEC 61140 and NF C 20-030
Degree of protection		IP 66, IP 67 and IP 68 (1) conforming to IEC 60529; IK 06 conforming to EN 50102
Materials		Bodies: Zamak, heads: Zamak
Repeat accuracy		0.05 mm on the tripping points, with 1 million operations for head with end plunger

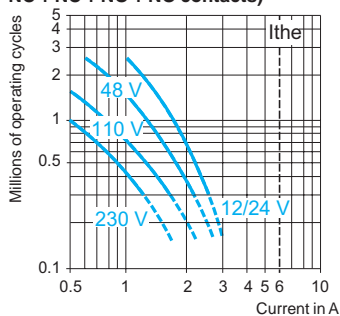
(1) Protection against prolonged immersion: the test conditions are subject to agreement between the manufacturer and the user.

Contact block characteristics

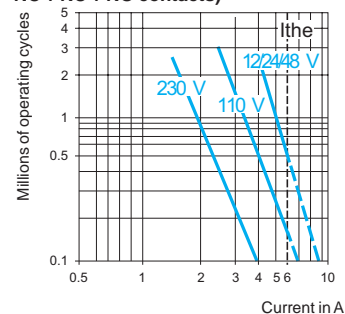
Rated operational characteristics	Switches with 2 contacts	~ AC-15; B300 (Ue = 240 V, Ie = 1.5 A) ⋮ DC-13; R300 (Ue = 250 V, Ie = 0.1 A), conforming to IEC 60947-5-1 Appendix A, EN 60947-5-1
	Switches with 3 and 4 contacts	~ AC-15; C300 (Ue = 240 V, Ie = 0.75 A) ⋮ DC-13; R300 (Ue = 250 V, Ie = 0.1 A), conforming to IEC 60947-5-1 Appendix A, EN 60947-5-1
	Pre-cabled switches	Ithe = 6 A for 2 contacts, 4 A for 3 contacts, 3 A for 4 contacts
	Switches with M12, 4-pin connector	Ui = 250 V, Ie = 3 A maximum, Ithe = 3 A
	Switches with M12, 5-pin connector	Ui = 60 V, Ie = 4 A maximum, Ithe = 4 A
	Switches with 7/8"-16UN, 5-pin connector	Ui = 250 V, Ie = 6 A maximum, Ithe = 6 A
Rated insulation voltage		Ui = 400 V degree of pollution 3 conforming to IEC 60947-5-1 Ui = 300 V conforming to UL 508, CSA C22-2 n° 14
Rated impulse withstand voltage		U imp = 4 kV conforming to IEC 60947-1, IEC 60664
Positive operation (depending on model)		NC contacts with positive opening operation conforming to IEC 60947-5-1 Appendix K, EN 60947-5-1
Resistance across terminals		≤ 25 mΩ conforming to IEC 60255-7 category 3
Short-circuit protection		6 A cartridge fuse type gG (gl)
Minimum actuation speed (for head with end plunger)		Snap action contact: 0.01 m/minute, slow break contact: 6 m/minute
Electrical durability		<ul style="list-style-type: none"> ■ Conforming to IEC 60947-5-1 Appendix C ■ Utilisation categories AC-15 and DC-13 ■ Maximum operating rate: 3600 operating cycles/hour ■ Load factor: 0.5

AC supply
50/60 Hz ~
mm inductive circuit

XCMD snap action (NC + NO, NC + NC, NC + NC + NO, NC + NC + NO + NO contacts)



XCMD slow break (NC + NO, NC + NC + NO contacts)



DC supply ⋮

Power broken in W for 5 million operating cycles

Voltage	V	24	48	120
mm	W	3	2	1


Power broken in W for 5 million operating cycles

Voltage	V	24	48	120
mm	W	4	3	3

Limit switches

OsiSense XC Standard
Miniature design, metal, type XCMD
Pre-cabled

Type of head	Plunger (fixing by the body)	Plunger (fixing by the head)					
--------------	------------------------------	------------------------------	--	--	--	--	--



Type of operator	Metal end plunger	Metal end plunger with elastomer boot (1)	Steel roller plunger	Retractable steel roller lever plunger	M12 with metal end plunger	M16 with metal end plunger with elastomer boot (1)	M12 with steel roller plunger
------------------	-------------------	---	----------------------	--	----------------------------	--	-------------------------------

References

2-pole NC + NO snap action 	XCMD2110L1 	XCMD2111L1 	XCMD2102L1 	XCMD2124L1 	XCMD21F0L1 	XCMD21G1L1 	XCMD21F2L1
2-pole NC + NO break before make, slow break 	XCMD2510L1 	XCMD2511L1 	XCMD2502L1 	XCMD2524L1 	XCMD25F0L1 	XCMD25G1L1 	XCMD25F2L1
2-pole NC + NC snap action 	ZCMD29L1 + ZCE10 	ZCMD29L1 + ZCE11 	ZCMD29L1 + ZCE02 	ZCMD29L1 + ZCE24 	ZCMD29L1 + ZCEF0 	ZCMD29L1 + ZCEG1 	ZCMD29L1 + ZCEF2
3-pole NC + NC + NO snap action 	ZCMD39L1 + ZCE10 	ZCMD39L1 + ZCE11 	ZCMD39L1 + ZCE02 	ZCMD39L1 + ZCE24 	ZCMD39L1 + ZCEF0 	ZCMD39L1 + ZCEG1 	ZCMD39L1 + ZCEF2
3-pole NC + NC + NO break before make, slow break 	ZCMD37L1 + ZCE10 	ZCMD37L1 + ZCE11 	ZCMD37L1 + ZCE02 	ZCMD37L1 + ZCE24 	ZCMD37L1 + ZCEF0 	ZCMD37L1 + ZCEG1 	ZCMD37L1 + ZCEF2
Weight (kg)	0.180	0.180	0.185	0.200	0.195	0.220	0.205
4-pole NC + NC + NO + NO snap action 	ZCMD41L1 + ZCE10 	ZCMD41L1 + ZCE11 	ZCMD41L1 + ZCE02 	ZCMD41L1 + ZCE24 	ZCMD41L1 + ZCEF0 	ZCMD41L1 + ZCEG1 	ZCMD41L1 + ZCEF2
Weight (kg)	0.160	0.160	0.165	0.180	0.175	0.200	0.185

Contact operation: closed, open
 (A) = cam displacement, (P) = positive opening point, NC contact with positive opening operation

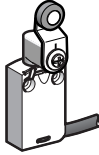

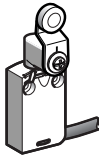
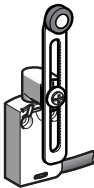
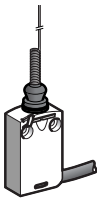
Characteristics

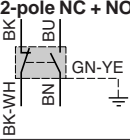
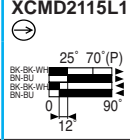
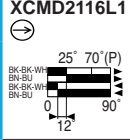
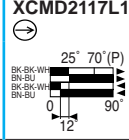
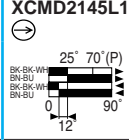
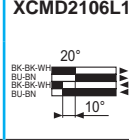
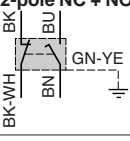
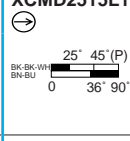
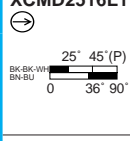
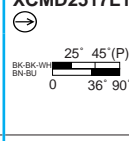
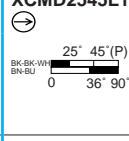
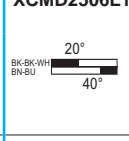
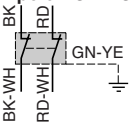
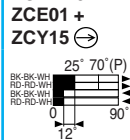
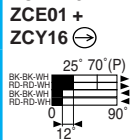
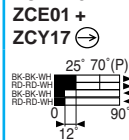
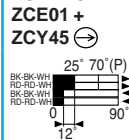
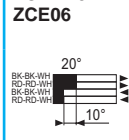
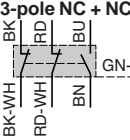
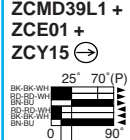
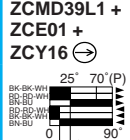
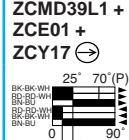
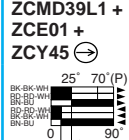
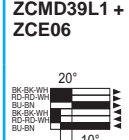
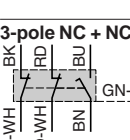
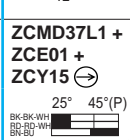
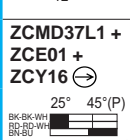
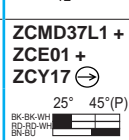
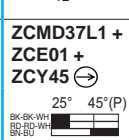
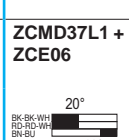

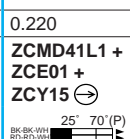
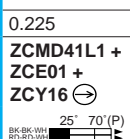
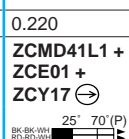
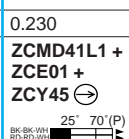
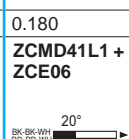

Switch actuation	On end	By 30° cam		On end	By 30° cam
Type of actuation					
Maximum actuation speed	0.5 m/s				0.1 m/s
Mechanical durability	10 million operating cycles				
Minimum force or torque	For tripping: 8.5 N For positive opening: 42.5 N	7 N 35 N	2.5 N 12.5 N	8.5 N 42.5 N	7 N 35 N
Cabling	PvR cable, 5 x 0.75 mm ² , length 1 metre for 2-pole contact versions, 7 x 0.5 mm ² , length 1 metre for 3-pole contact versions, 9 x 0.34 mm ² , length 1 metre for 4-pole contact versions. For other lengths see page 1/22.				

(1) Nitrile for indoor use.

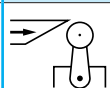

Limit switches

OsiSense XC Standard
Miniature design, metal, type XCMD
Pre-cabled

Type of head	Rotary (fixing by the body)				Multi-directional
					
Type of operator	Thermoplastic roller lever	Steel roller lever	Roller lever with ball bearing mounted roller	Variable length thermoplastic roller lever	"Cat's whisker" (1)

References					
2-pole NC + NO snap action 	XCMD2115L1 	XCMD2116L1 	XCMD2117L1 	XCMD2145L1 	XCMD2106L1 
2-pole NC + NO break before make, slow break 	XCMD2515L1 	XCMD2516L1 	XCMD2517L1 	XCMD2545L1 	XCMD2506L1 
2-pole NC + NC snap action 	ZCMD29L1 + ZCE01 + ZCY15 	ZCMD29L1 + ZCE01 + ZCY16 	ZCMD29L1 + ZCE01 + ZCY17 	ZCMD29L1 + ZCE01 + ZCY45 	ZCMD29L1 + ZCE06 
3-pole NC + NC + NO snap action 	ZCMD39L1 + ZCE01 + ZCY15 	ZCMD39L1 + ZCE01 + ZCY16 	ZCMD39L1 + ZCE01 + ZCY17 	ZCMD39L1 + ZCE01 + ZCY45 	ZCMD39L1 + ZCE06 
3-pole NC + NC + N/O break before make, slow break 	ZCMD37L1 + ZCE01 + ZCY15 	ZCMD37L1 + ZCE01 + ZCY16 	ZCMD37L1 + ZCE01 + ZCY17 	ZCMD37L1 + ZCE01 + ZCY45 	ZCMD37L1 + ZCE06 
Weight (kg)	0.220	0.225	0.220	0.230	0.180
4-pole NC + NC + NO + NO snap action 	ZCMD41L1 + ZCE01 + ZCY15 	ZCMD41L1 + ZCE01 + ZCY16 	ZCMD41L1 + ZCE01 + ZCY17 	ZCMD41L1 + ZCE01 + ZCY45 	ZCMD41L1 + ZCE06 
Weight (kg)	0.200	0.205	0.200	0.210	0.160
Contact operation					

(1) Value taken with actuation by moving part at 100 mm from the fixing.

Characteristics		By 30° cam	By any moving part
Switch actuation		By 30° cam	By any moving part
Type of actuation			
Maximum actuation speed		1.5 m/s	1 m/s
Mechanical durability		10 million operating cycles	5
Minimum force or torque	For tripping	0.1 N.m	
	For positive opening	0.5 N.m	-
Cabling		PvR cable, 5 x 0.75 mm ² , length 1 metre for 2-pole contact versions, 7 x 0.5 mm ² , length 1 metre for 3-pole contact versions, 9 x 0.34 mm ² , length 1 metre for 4-pole contact versions. For other lengths see page 1/22.	

Limit switches

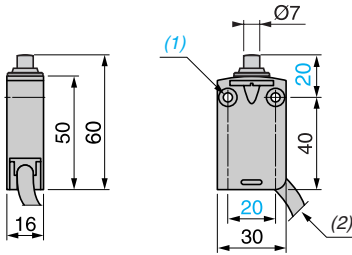
OsiSense XC Standard

Miniature design, metal, type XCMD

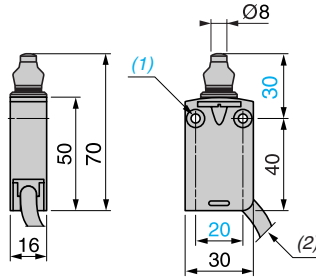
Pre-cabled

1

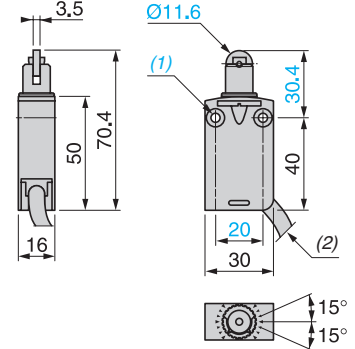
XCMD2•10L1



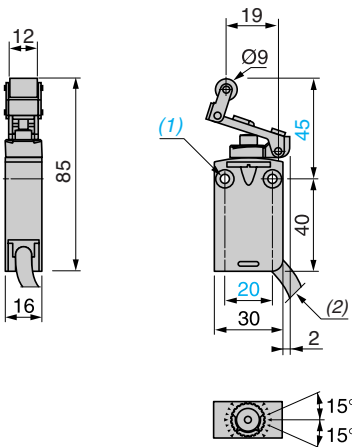
XCMD2•11L1



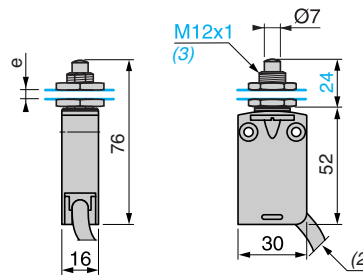
XCMD2•02L1



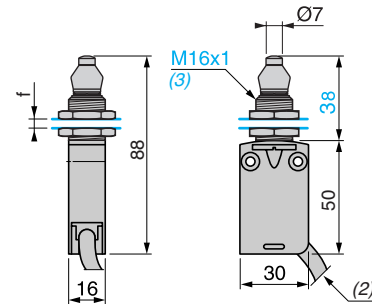
XCMD2•24L1



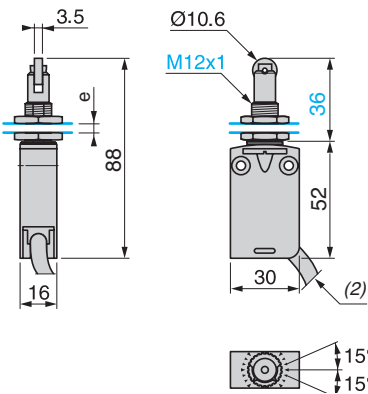
XCMD2•F0L1



XCMD2•G1L1



XCMD2•F2L1



(1) 2 fixing holes Ø 4.2 mm, counterbored Ø 8 mm by 4 mm deep.

(2) External diameter of cable 7.5 mm.

(3) Fixing nut thickness 3.5 mm.

e: 8 mm max, panel cut-out Ø 12.5 mm.

f: 8 mm max, panel cut-out Ø 16.5 mm.

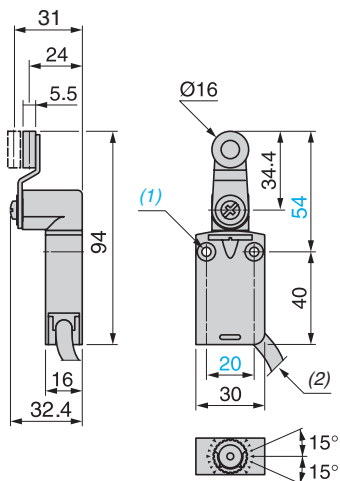
Limit switches

OsiSense XC Standard

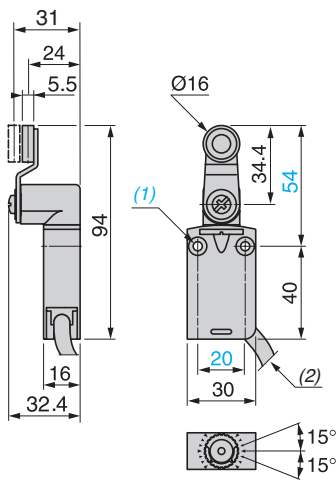
Miniature design, metal, type XCMD

Pre-cabled

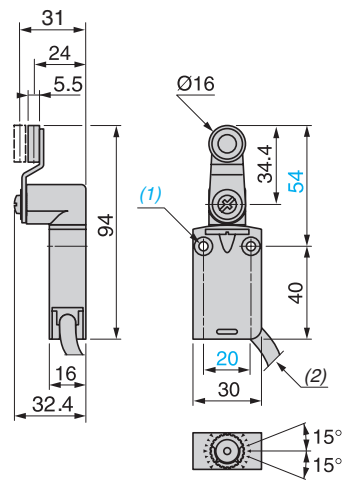
XCMD2•15L1



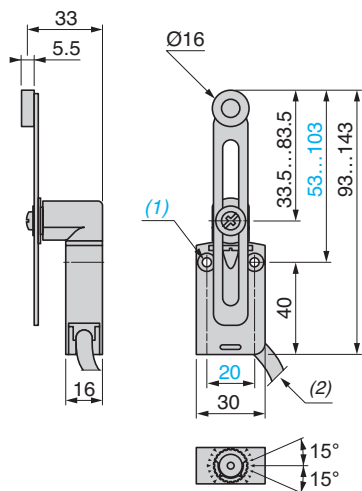
XCMD2•16L1



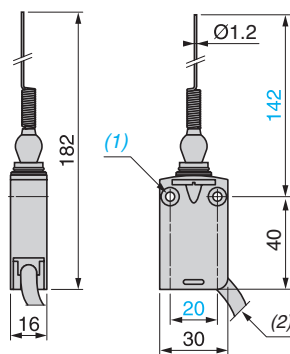
XCMD2•17L1



XCMD2•45L1



XCMD2•06L1



(1) 2 fixing holes Ø 4.2 mm, counterbored Ø 8 mm by 4 mm deep.

(2) External diameter of cable 7.5 mm.

e: 8 mm max, panel cut-out Ø 12.5 mm.

f: 8 mm max, panel cut-out Ø 16.5 mm.

Limit switches

OsiSense XC Standard

Miniature design, metal, type XCMD Connector

1

Type of head	Plunger (fixing by the body)				Plunger (fixing by the head)		
Type of operator	Metal end plunger	Metal end plunger with elastomer boot (1)	Steel roller plunger	Retractable steel roller lever plunger	M12 with metal end plunger	M16 with metal end plunger with elastomer boot (1)	M12 with steel roller plunger

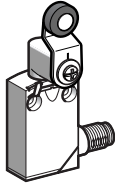

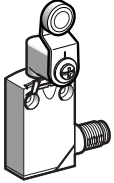
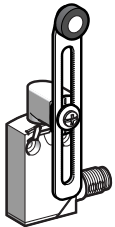
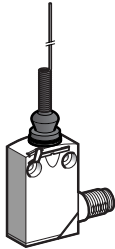
References								
	Single-pole CO snap action + integral M12 4-pin connector	XCMD2110M12	XCMD2111M12	XCMD2102M12	XCMD2124M12	XCMD21F0M12	XCMD21G1M12	XCMD21F2M12
	2-pole NC + NO snap action + integral M12 5-pin connector	XCMD2110C12	XCMD2111C12	XCMD2102C12	XCMD2124C12	XCMD21F0C12	XCMD21G1C12	XCMD21F2C12
	2-pole NC + NC snap action + integral M12 5-pin connector	ZCMD29C12 + ZCE10	ZCMD29C12 + ZCE11	ZCMD29C12 + ZCE02	ZCMD29C12 + ZCE24	ZCMD29C12 + ZCEF0	ZCMD29C12 + ZCEG1	ZCMD29C12 + ZCEF2
Weight (kg)		0.085	0.085	0.090	0.105	0.100	0.125	0.110
	2-pole NC + NO snap action + M12 5-pin connector on 0.8 m flying lead	ZCMD21L08R12 + ZCE10	ZCMD21L08R12 + ZCE11	ZCMD21L08R12 + ZCE02	ZCMD21L08R12 + ZCE24	ZCMD21L08R12 + ZCEF0	ZCMD21L08R12 + ZCEG1	ZCMD21L08R12 + ZCEF2
	2-pole NC + NO snap action + 7/8"-16UN 5-pin connector on 0.8 m flying lead	ZCMD21L08U78 + ZCE10	ZCMD21L08U78 + ZCE11	ZCMD21L08U78 + ZCE02	ZCMD21L08U78 + ZCE24	ZCMD21L08U78 + ZCEF0	ZCMD21L08U78 + ZCEG1	ZCMD21L08U78 + ZCEF2
Weight (kg)		0.150	0.150	0.155	0.170	0.165	0.190	0.175
Contact operation		closed		(A) = cam displacement		NC contact with positive opening operation		
		open		(P) = positive opening point				

Characteristics						
Switch actuation	On end		By 30° cam		On end	By 30° cam
Type of actuation						
Maximum actuation speed	0.5 m/s				0.1 m/s	
Mechanical durability	10 million operating cycles					
Minimum force or torque	For tripping	8.5 N	7 N	2.5 N	8.5 N	7 N
	For positive opening	42.5 N	35 N	12.5 N	42.5 N	35 N
Positive operation	Although their design is identical to the pre-cabled switches, the switches incorporating an M12 4-pin connector cannot be marked with the symbol because they are single-pole CO.					


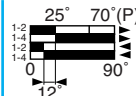
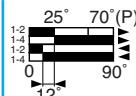
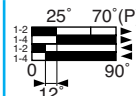
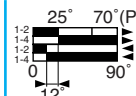
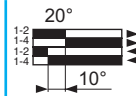

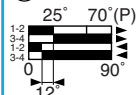
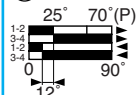
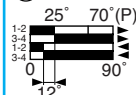
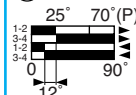
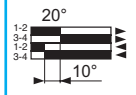

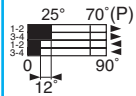
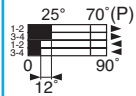
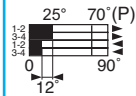
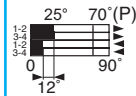
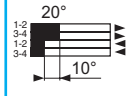

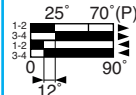
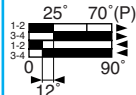
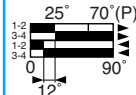
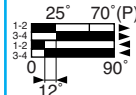
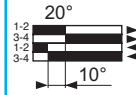

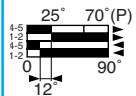
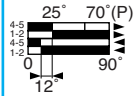
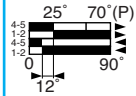
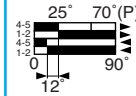
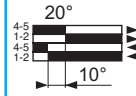



(1) Nitrile for indoor use.

Limit switches

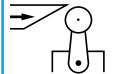
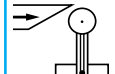

OsiSense XC Standard
Miniature design, metal, type XCMD
Connector

Type of head	Rotary (fixing by the body)				Multi-directional
					

Type of operator	Thermoplastic roller lever	Steel roller lever	Roller lever with ball bearing mounted roller	Variable length thermoplastic roller lever	"Cat's whisker" (1)
------------------	----------------------------	--------------------	---	--	---------------------

References					
 Single-pole CO snap action With integral M12, 4-pin connector	XCMD2115M12 	XCMD2116M12 	XCMD2117M12 	XCMD2145M12 	XCMD2106M12 
 2-pole NC + NO snap action With integral M12, 5-pin connector	XCMD2115C12 	XCMD2116C12 	XCMD2117C12 	XCMD2145C12 	XCMD2106C12 
 2-pole NC + NC snap action With integral M12, 5-pin connector	ZCMD29C12 + ZCE01 + ZCY15 	ZCMD29C12 + ZCE01 + ZCY16 	ZCMD29C12 + ZCE01 + ZCY17 	ZCMD29C12 + ZCE01 + ZCY45 	ZCMD29C12 + ZCE06 
Weight (kg)	0.125	0.130	0.125	0.135	0.085
 2-pole NC + NO snap action With M12, 5-pin connector on 0.8 m flying lead	ZCMD21L08R12 + ZCE01 + ZCY15 	ZCMD21L08R12 + ZCE01 + ZCY16 	ZCMD21L08R12 + ZCE01 + ZCY17 	ZCMD21L08R12 + ZCE01 + ZCY45 	ZCMD21L08R12 + ZCE06 
 2-pole NC + NO snap action With 7/8"-16UN, 5-pin connector on 0.8 m flying lead	ZCMD21L08U78 + ZCE01 + ZCY15 	ZCMD21L08U78 + ZCE01 + ZCY16 	ZCMD21L08U78 + ZCE01 + ZCY17 	ZCMD21L08U78 + ZCE01 + ZCY45 	ZCMD21L08U78 + ZCE06 
Weight (kg)	0.200	0.205	0.200	0.210	0.160
Contact operation	 closed  open		(A) = cam displacement (P) = positive opening point		 NC contact with positive opening operation

(1) Value taken with actuation by moving part at 100 mm from the fixing.

Characteristics		
Switch actuation	By 30° cam	
Type of actuation		
Maximum actuation speed	1.5 m/s	1 m/s
Mechanical durability	10 million operating cycles	
Minimum force or torque	For tripping For positive opening	0.1 N.m 0.5 N.m
Positive operation	Although their design is identical to the pre-cabled switches, the switches incorporating an M12 4-pin connector cannot be marked with the  symbol because they are single-pole CO.	

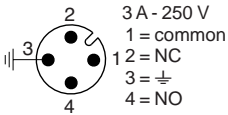
References of suitable pre-wired female connectors

Type of connector		M12 straight, 4-pin 4 A, 250 V	M12 straight, 5-pin 4 A, 24 V	M12 elbowed, 5-pin 4 A, 24 V	7/8"-16 UN straight, 5-pin, 6 A, 250 V
With cable	L = 2 m	XZCP1169L2	XZCP1164L2	XZCP1264L2	XZCP1771L2
	L = 5 m	XZCP1169L5	XZCP1164L5	XZCP1264L5	XZCP1771L5
	L = 10 m	XZCP1169L10	XZCP1164L10	XZCP1264L10	XZCP1771L10
Weight (kg)		0.105	0.115	0.115	0.190

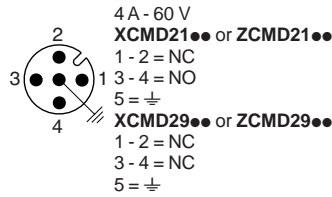
Connections

XCMD with connector

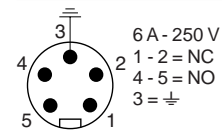
4-pin, M12



5-pin, M12

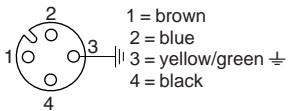


5-pin, 7/8"-16UN

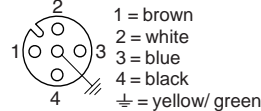


Pre-wired female connectors XZCP

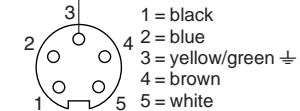
4-pin, M12



5-pin, M12

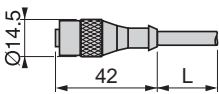


5-pin, 7/8"-16UN

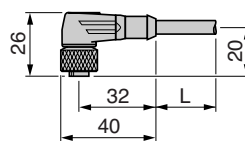


Dimensions

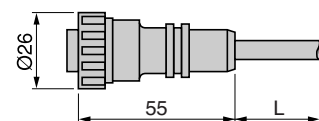
XZCP116●L●



XZCP1264L●



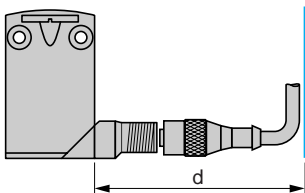
XZCP1771L●



L: cable length 2, 5 or 10 m.

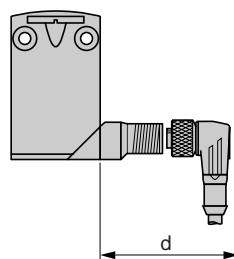
Distances required for plug-in connectors

M12 straight connector



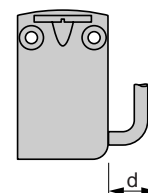
d: min. 65 mm, recommended 69 mm

M12 elbowed connector



d: min. 42 mm, recommended 45 mm

Connector on flying lead



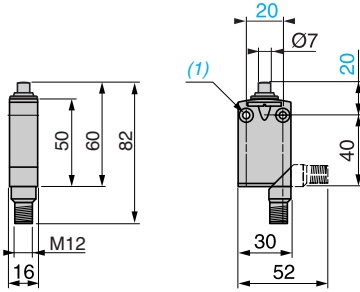
d: min. 20 mm

Limit switches

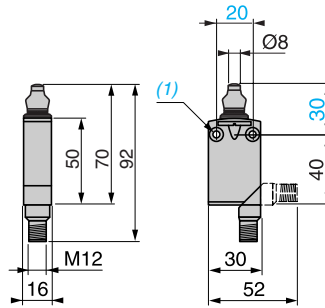
OsiSense XC Standard

Miniature design, metal, type XCMD
Connector

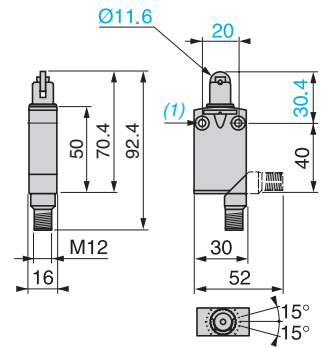
XCMD2•10M12



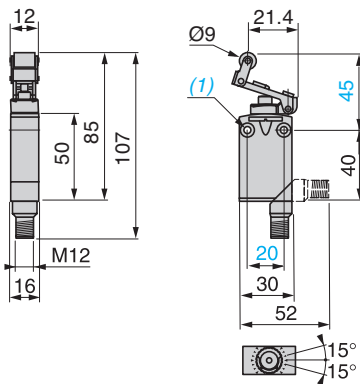
XCMD2•11M12



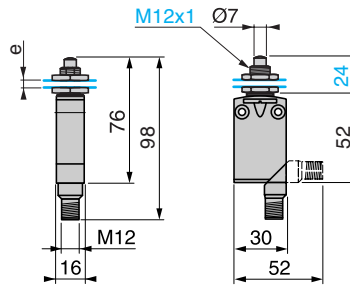
XCMD2•02M12



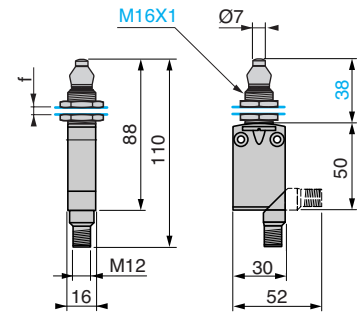
XCMD2•24M12



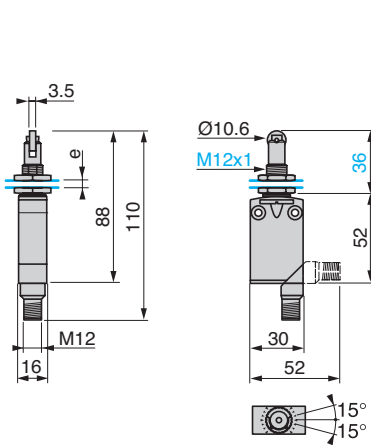
XCMD2•F0M12



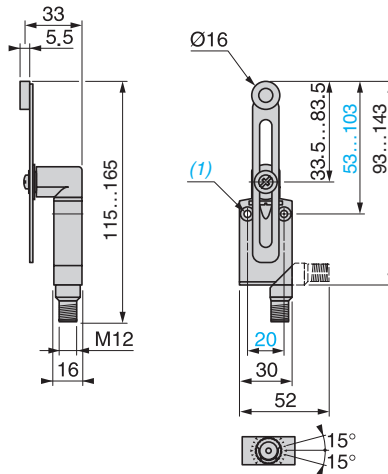
XCMD2•G1M12



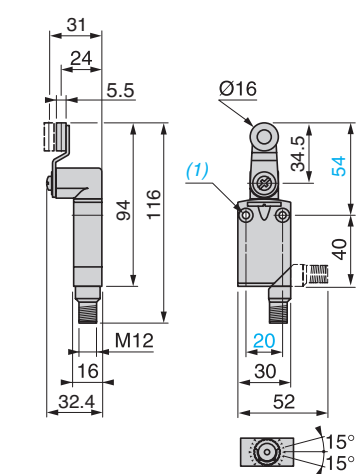
XCMD2•F2M12



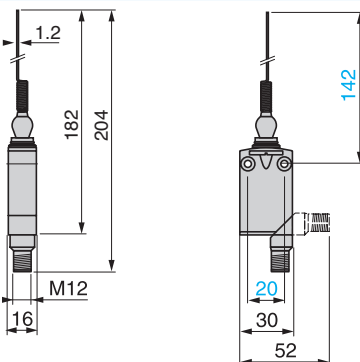
XCMD2•45M12



XCMD2•15M12/•16M12/•17M12



XCMD2•06M12



(1) 2 fixing holes Ø 4.2 mm, counterbored Ø 8 mm by 4 mm deep.

e: 8 mm max., panel cut-out Ø 12.5 mm, fixing nut thickness 3.5 mm.

f: 8 mm max., panel cut-out Ø 16.5 mm, fixing nut thickness 3.5 mm.

Limit switches

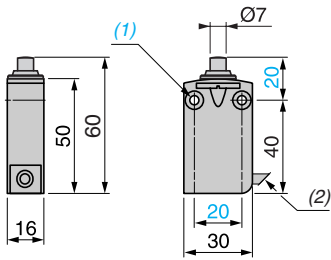
OsiSense XC Standard

Miniature design, metal, type XCMD

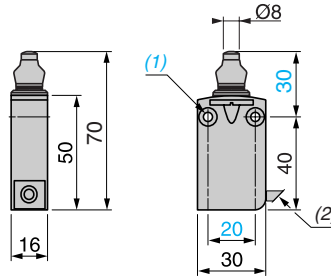
Connector

1

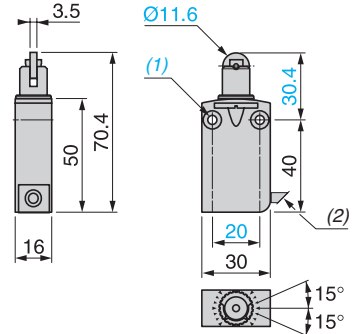
ZCMD21L08... + ZCE10



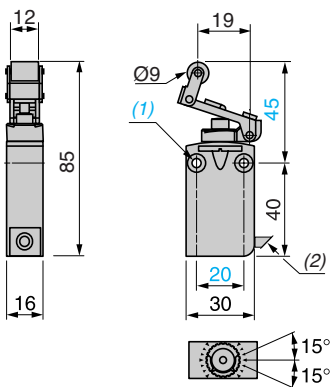
ZCMD21L08... + ZCE11



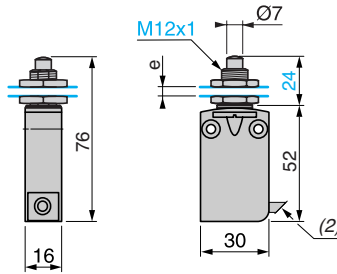
ZCMD21L08... + ZCE02



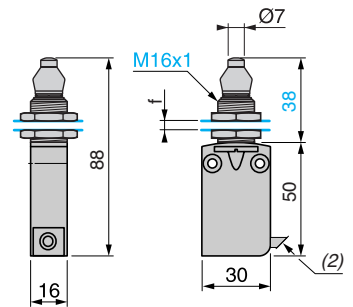
ZCMD21L08... + ZCE24



ZCMD21L08... + ZCEF0



ZCMD21L08... + ZCEG1



(1) 2 fixing holes $\varnothing 4.2$ mm, counterbored $\varnothing 8$ mm by 4 mm deep.

(2) External diameter 7.5 mm.

e: 8 mm max, panel cut-out $\varnothing 12.5$ mm, fixing nut thickness 3.5 mm.

f: 8 mm max., panel cut-out $\varnothing 16.5$ mm, fixing nut thickness 3.5 mm.

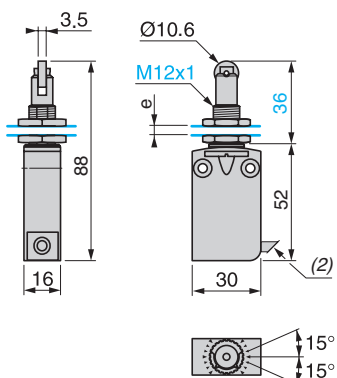
Limit switches

OsiSense XC Standard

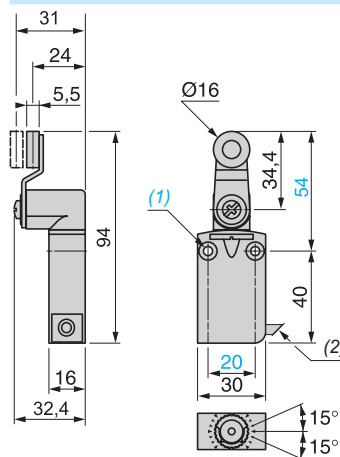
Miniature design, metal, type XCMD

Connector

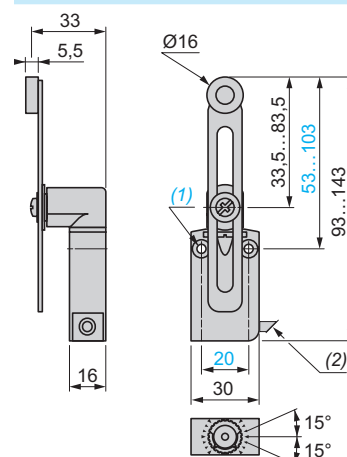
ZCMD21L08●●● + ZCEF2



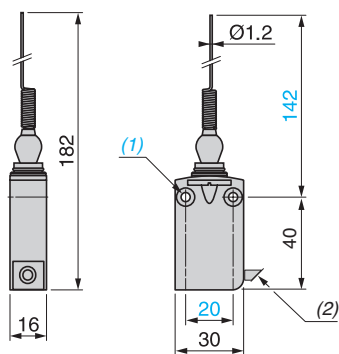
ZCMD21L08●●● + ZCE01 + ZCY15/16/17



ZCMD21L08●●● + ZCE01 + ZCY45



ZCMD21L08●●● + ZCE06



(1) 2 fixing holes Ø 4.2 mm, counterbored Ø 8 mm by 4 mm deep.

(2) External diameter 7.5 mm.

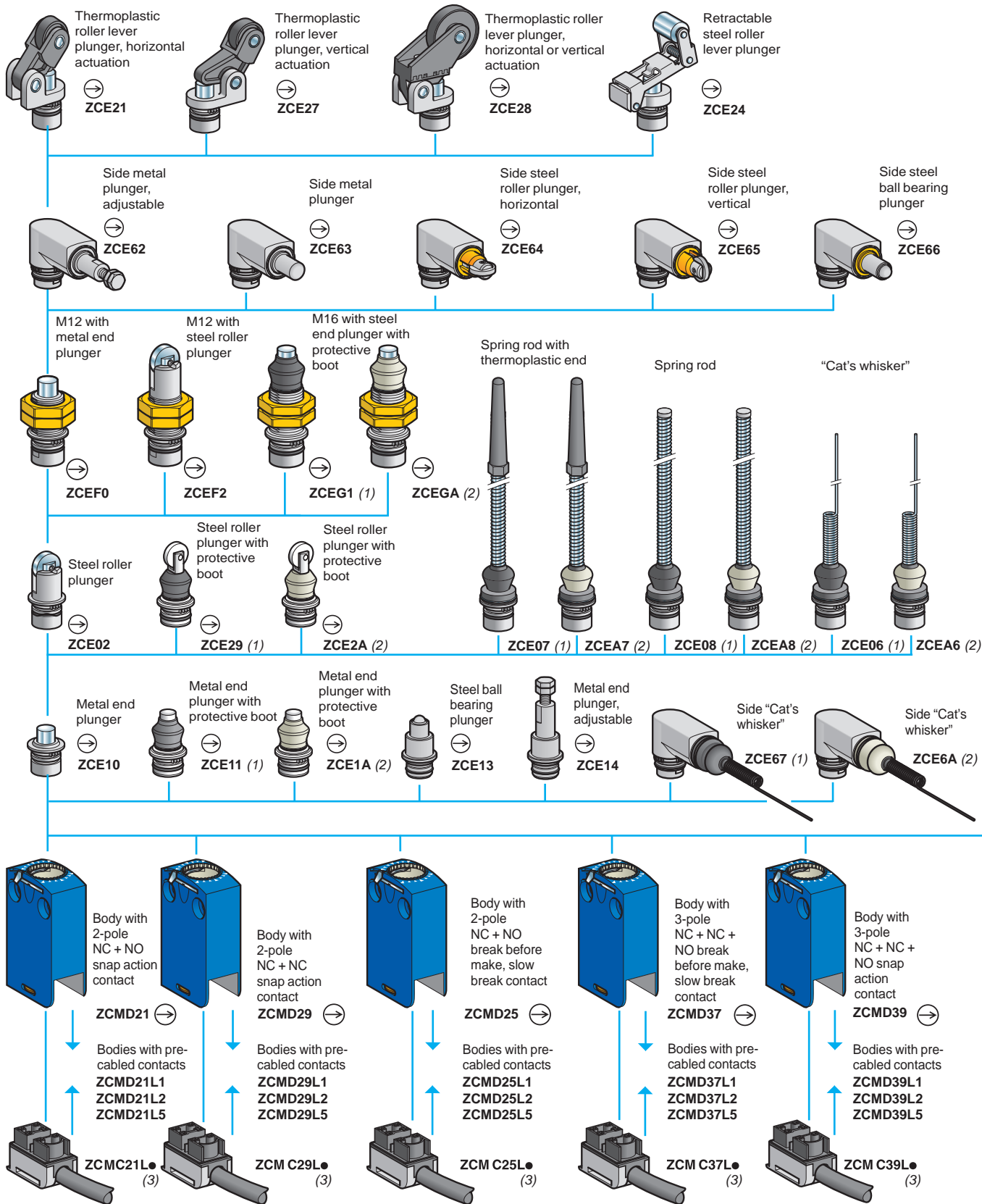
e: 8 mm max, panel cut-out Ø 12.5 mm, fixing nut thickness 3.5 mm.

f: 8 mm max, panel cut-out Ø 16.5 mm, fixing nut thickness 3.5 mm.

Limit switches

OsiSense XC Standard

Miniature design, metal, type XCMD
Variable composition



(1) Nitrile boot for indoor use.

(2) Silicone boot for outdoor use.

(3) Pre-cabled connection components: replace the "●" in the reference by the required cable length in metres, either: 1, 2, 3, 5, 7 or 10.

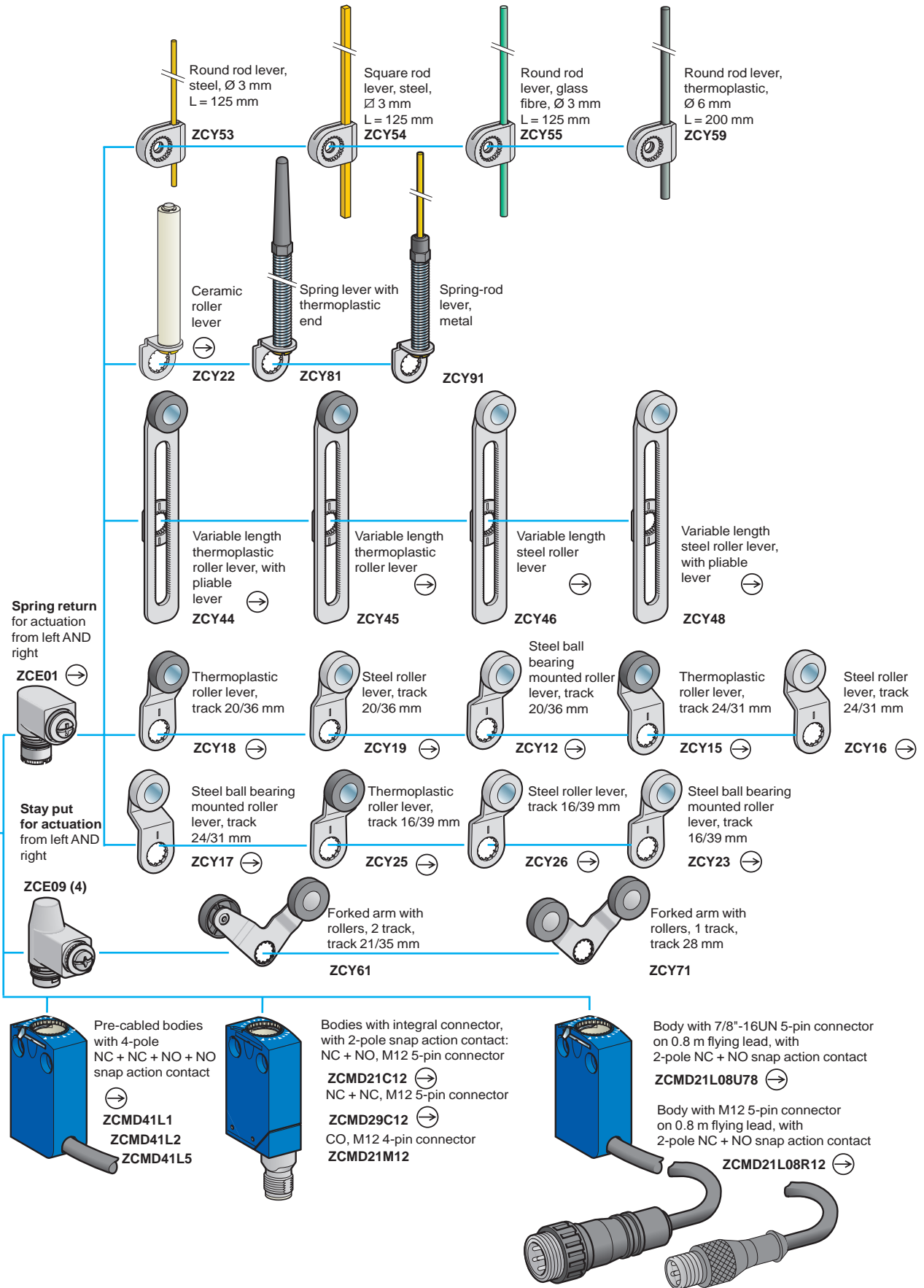
Example: ZCMC21L● becomes ZCMC21L7 for a 7 metre long cable.

Note: Only cable lengths of 1, 2 and 5 metres are available for pre-cabled connection components ZCMC37L● and ZCM39L●

Limit switches

OsiSense XC Standard

Miniature design, metal, type XCMD
Variable composition



(4) Cannot be used on bodies ZCMD21, ZCMD29, ZCMD39, ZCMD41, ZCMD21C12, ZCMD21M12, ZCMD29C12, ZCMD21L08●●●.

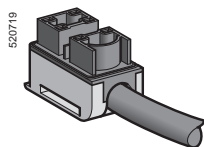
Limit switches

OsiSense XC Standard

Miniature design, metal, type XCMD

Separate components

1



ZCMC21E●

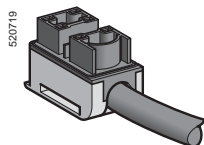
Pre-cabled connection components with CEI cable

(Connitato Elettrotecnico Italiano) (1)

Type of contact	Scheme	Length of CEI cable in metres	Reference	Weight kg
2-pole				
NC + NO snap action		1	ZCMC21E1	0.100
		2	ZCMC21E2	0.190
		3	ZCMC21E3	0.280
		5	ZCMC21E5	0.440
		7	ZCMC21E7	0.700
		10	ZCMC21E10	0.970

Pre-cabled connection components with halogen free cable

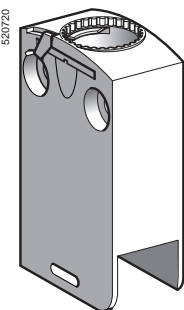
Type of contact	Positive operation (3)	Scheme	Length of cable in metres	Reference	Weight kg
2-pole					
NC + NO break before make, slow break	⊕		0.6	ZCMC25T06	0.080
NC + NO snap action	⊕		1	ZCMC21T1	0.130
			2	ZCMC21T2	0.250
			5	ZCMC21T5	0.520



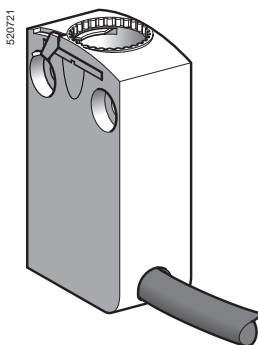
ZCMC25T06
ZCMC21T●

Bodies with gold contacts

Type of contact	Positive operation (3)	Scheme	Length of cable in metres	Reference	Weight kg
2-pole					
NC + NO snap action	⊕		-	ZCMD61	0.055
NC + NC snap action	⊕		-	ZCMD69	0.055
NC + NO break before make, slow break	⊕		-	ZCMD65	0.055
3-pole					
NC + NC + NO snap action	⊕		-	ZCMD79	0.055
NC + NC + NO break before make, slow break	⊕		-	ZCMD77	0.055
4-pole					
NC + NC + NO + NO snap action	⊕		1	ZCMD81L1	0.160
			2	ZCMD81L2	0.255
			5	ZCMD81L5	0.525



ZCMD6●
ZCMD7●



ZCMD81L●

(1) Cable not UL, CSA certified.

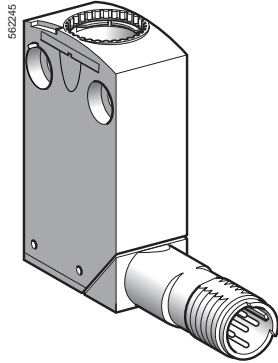
(2) Other types of contacts and cable possible. Please consult our Customer Care Centre.

(3) ⊕ bodies with contacts assuring positive opening operation.

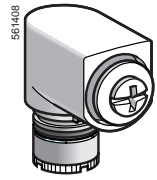
Limit switches

OsiSense XC Standard

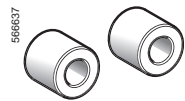
Miniature design, metal, type XCMD
Separate components



ZCMD61●●●



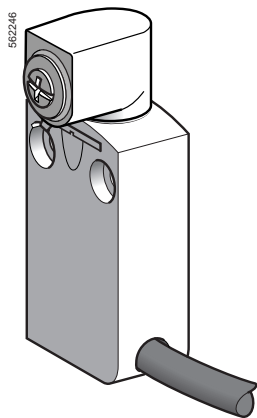
ZCE05



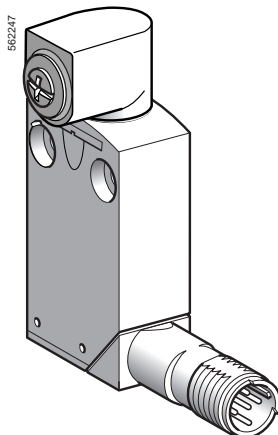
XCMZ06



XCMZ07



XCMD2●01L1



XCMD210●12

Bodies with gold contacts, connector

Type of contact	Positive operation (1)	Scheme	Connector	Reference	Weight kg
2-pole					
NC + NO snap action	–		M12, 5-pin	ZCMD61C12	0.065
NC + NC snap action	–		M12, 5-pin	ZCMD69C12	0.065
Single-pole					
CO snap action	–		M12, 4-pin	ZCMD61M12	0.065

Accessories

Description	Positive operation (1)	Suitable levers for use with head	Reference	Weight kg
Rotary head, without lever, spring return, for actuation from left AND right or from left OR right (2)		ZCY12, ZCY15, ZCY16, ZCY17, ZCY18, ZCY19, ZCY22, ZCY23, ZCY25, ZCY26, ZCY39, ZCY53, ZCY54, ZCY55, ZCY81	ZCE05	0.045
Spacer for mounting multi-track XCMD	–	–	XCMZ06	0.005
Spacer for angular positioning – of heads with adjustable levers, for values other than - 90°, 0° and 90°	–	–	XCMZ07	0.005

Bodies with contacts, with rotary head (without operating lever), pre-cabled

Type of contact	Positive operation (1)	Scheme	Length of cable in metres	Reference	Weight kg
2-pole					
NC + NO snap action			1	XCMD2101L1	0.180
NC + NO break before make, slow break			1	XCMD2501L1	0.180

Bodies with contacts, with rotary head (without operating lever), connector

Type of contact	Positive operation (1)	Scheme	Connector	Reference	Weight kg
2-pole					
NC + NO snap action			M12, 5-pin	XCMD2101C12	0.110
Single-pole					
CO snap action	–		M12, 4-pin	XCMD2101M12	0.110

(1) bodies with contacts or head assuring positive opening operation.
(2) For programming see page 1/130.