

Limit switches

OsiSense XC Standard

Compact design, plastic, types XCKP and XCKT

Compact design, metal, type XCKD

1

■ XCKP, XCKD

with 1 cable entry
Conforming to CENELEC EN 50047

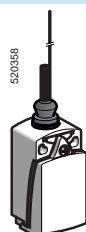
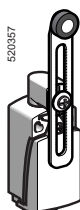
□ With head for linear movement (plunger). Fixing by the head or by the body
XCKD XCKP



Pages 1/38 and 1/42

Pages 1/32 and 1/34

□ With head for rotary movement (lever) or multi-directional. Fixing by the body
XCKD XCKP



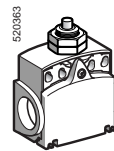
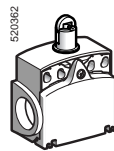
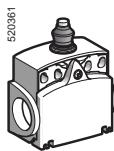
Pages 1/39 et 1/47

Pages 1/33 et 1/35

■ XCKT

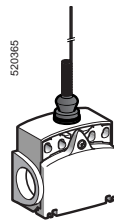
with 2 cable entries
Tripping/resetting points and fixing centres conform to CENELEC EN 50047

□ With head for linear movement (plunger). Fixing by the head or by the body
XCKT



Page 1/44

□ With head for rotary movement (lever) or multi-directional. Fixing by the body
XCKT



Page 1/44

Environment characteristics

Conformity to standards	Products	IEC 60947-5-1, EN 60947-5-1, UL 508, CSA C22-2 n° 14
	Machine assemblies	IEC 60204-1, EN 60204-1
Product certifications		UL, CSA, CCC
Protective treatment	Standard version	"TC"
Ambient air temperature	For operation	- 25...+ 70°C
	For storage	- 40...+ 70°C
Vibration resistance	Conforming to IEC 60068-2-6	25 gn (10...500 Hz) except product with head ZCE24: 20 gn
Shock resistance	Conforming to IEC 60068-2-27	50 gn (11 ms) except head ZCE08: 15 gn (11 ms) and ZCE24: 30 gn (18 ms)
Electric shock protection		Class II conforming to IEC 61140 and NF C 20-030 for XCKP and XCKT
		Class I conforming to IEC 61140 and NF C 20-030 for XCKD
Degree of protection		IP 66 and IP 67 conforming to IEC 60529; IK 04 conforming to EN 50102 for XCKP and XCKT, IK 06 conforming to EN 50102 for XCKD
Repeat accuracy		0.1 mm on the tripping points, with 1 million operating cycles for head with end plunger
Cable entry or connector	Depending on model	Either tapped entry for n° 11 or n° 13 cable gland, tapped ISO M16 x 1.5 or ISO M20 x 1.5, tapped 1/2" NPT or PF 1/2 (G1/2) or M12 connector
Materials		XCKD Zamak bodies and heads, XCKP and XCKT plastic bodies, Zamak heads

Limit switches

OsiSense XC Standard

Compact design, plastic, types XCKP and XCKT

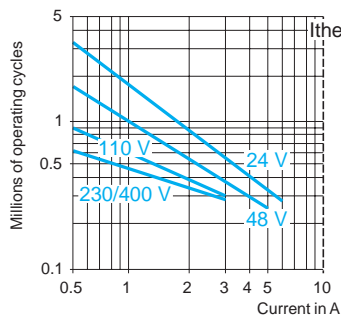
Compact design, metal, type XCKD

Contact block characteristics

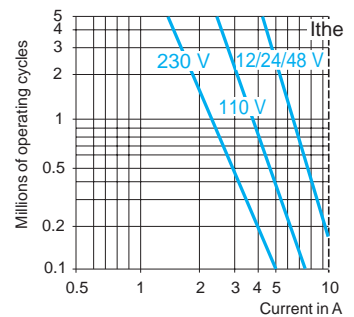
Rated operational characteristics	XE2●P	~ AC-15; A300 (Ue = 240 V, Ie = 3 A); Ithe = 10 A --- DC-13; Q300 (Ue = 250 V, Ie = 0.27 A), conforming to IEC 60947-5-1 Appendix A, EN 60947-5-1
	XE3●P	~ AC-15; B300 (Ue = 240 V, Ie = 1.5 A); Ithe = 6 A --- DC-13; R300 (Ue = 250 V, Ie = 0.1 A), conforming to IEC 60947-5-1 Appendix A, EN 60947-5-1
Rated insulation voltage	XE2●P	Ui = 500 V degree of pollution 3 conforming to IEC 60947-1 Ui = 300 V conforming to UL 508, CSA C22-2 n° 14
	XE3●P	Ui = 400 V degree of pollution 3 conforming to IEC 60947-1 Ui = 300 V conforming to UL 508, CSA C22-2 n° 14
Rated impulse withstand voltage	XE2●P	U imp = 6 kV conforming to IEC 60947-1, IEC 60664
	XE3●P	U imp = 4 kV conforming to IEC 60947-1, IEC 60664
Positive operation (depending on model)		NC contacts with positive opening operation conforming to IEC 60947-5-1 Appendix K, EN 60947-5-1
Resistance across terminals		≤ 25 mΩ conforming to IEC 60255-7 category 3
Short-circuit protection	XE2●P	10 A cartridge fuse type gG (gl)
	XE3●P	6 A cartridge fuse type gG (gl)
Connection (screw clamp terminals)	XE2SP●151 and XE2SP2141	Clamping capacity, min: 1 x 0.34 mm ² , max: 2 x 1.5 mm ²
	XE2NP21●1 and XE2NP31●1	Clamping capacity, min: 1 x 0.5 mm ² , max: 2 x 2.5 mm ²
	XE3NP and XE3SP	Clamping capacity, min: 1 x 0.34 mm ² , max: 1 x 1 mm ² or 2 x 0.75 mm ²
Minimum actuation speed (for head with end plunger)	XE2SP●151, XE2SP2141 and XE3SP:	0.01 m/minute
	XE2NP21●1, XE2NP31●1 and XE3NP:	6 m/minute
Electrical durability		<ul style="list-style-type: none"> Conforming to IEC 60947-5-1 Appendix C Utilisation categories AC-15 and DC-13 Maximum operating rate: 3600 operating cycles/hour Load factor: 0.5

AC supply
50/60 Hz ~
~m inductive circuit

XE2SP●151, XE2SP2141



XE2NP21●1, XE2NP31●1



DC supply ---

Power broken in W for 5 million operating cycles.

Voltage V	24	48	120
~m W	10	7	4

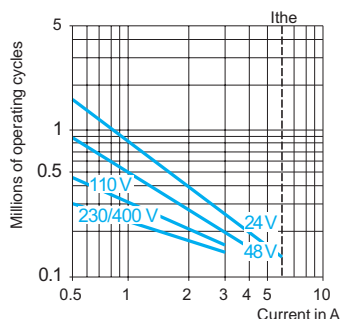
For XE2SP●151 on ~ or ---, NC and NO contacts simultaneously loaded to the values shown with reverse polarity.

Power broken in W for 5 million operating cycles.

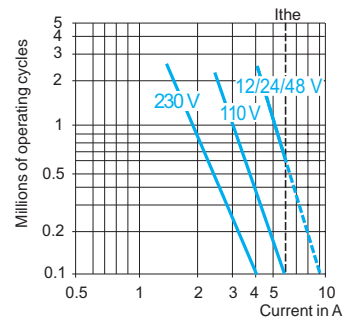
Voltage V	24	48	120
~m W	13	9	7

AC supply
50/60 Hz ~
~m inductive circuit

XE3SP●●●●



XE3NP●●●●



DC supply ---

Power broken in W for 5 million operating cycles.

Voltage V	24	48	120
~m W	3	2	1







Power broken in W for 5 million operating cycles.


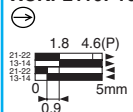
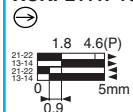
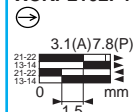
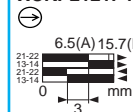
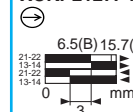
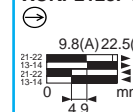

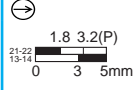
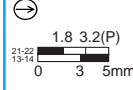
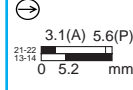
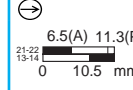
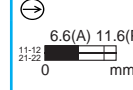
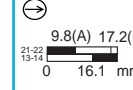

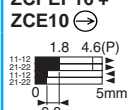
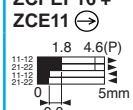
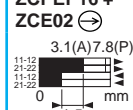
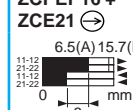
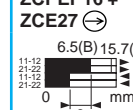
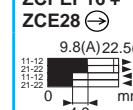

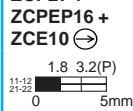
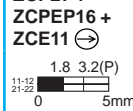


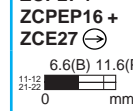
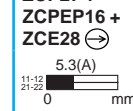






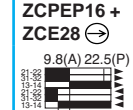

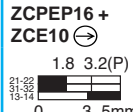
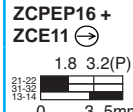
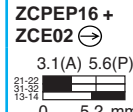
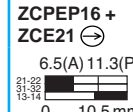
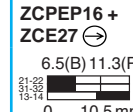
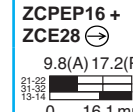
Voltage V	24	48	120
~m W	4	3	2

Limit switches

OsiSense XC Standard




Compact design, plastic, type XCKP
Complete switches with 1 cable entry

Type of head	Plunger (fixing by the body)					
	Form B (1)		Form C (1)		Form E (1)	
						
Type of operator	Metal end plunger	Metal end plunger with elastomer boot	Steel roller plunger	Thermoplastic roller lever plunger, horizontal actuation in 1 direction	Thermoplastic roller lever plunger, vertical actuation in 1 direction	Thermoplastic roller lever plunger, horiz. or vert. actuation in 1 direction






References of complete switches with 1 ISO M16 x 1.5 cable entry (2)							
	2-pole NC + NO snap action (XE2SP2151)	XCKP2110P16 	XCKP2111P16 	XCKP2102P16 	XCKP2121P16 	XCKP2127P16 	XCKP2128P16 
	2-pole NC + NO break before make, slow break (XE2NP2151)	XCKP2510P16 	XCKP2511P16 	XCKP2502P16 	XCKP2521P16 	XCKP2527P16 	XCKP2528P16 
	2-pole NC + NC snap action (XE2SP2141)	ZCP29 + ZCPEP16 + ZCE10 	ZCP29 + ZCPEP16 + ZCE11 	ZCP29 + ZCPEP16 + ZCE02 	ZCP29 + ZCPEP16 + ZCE21 	ZCP29 + ZCPEP16 + ZCE27 	ZCP29 + ZCPEP16 + ZCE28 
	2-pole NC + NC simultaneous, slow break (XE2NP2141)	ZCP27 + ZCPEP16 + ZCE10 	ZCP27 + ZCPEP16 + ZCE11 	ZCP27 + ZCPEP16 + ZCE02 	ZCP27 + ZCPEP16 + ZCE21 	ZCP27 + ZCPEP16 + ZCE27 	ZCP27 + ZCPEP16 + ZCE28 
	3-pole NC + NC + NO snap action (XE3SP2141)	ZCP39 + ZCPEP16 + ZCE10 	ZCP39 + ZCPEP16 + ZCE11 	ZCP39 + ZCPEP16 + ZCE02 	ZCP39 + ZCPEP16 + ZCE21 	ZCP39 + ZCPEP16 + ZCE27 	ZCP39 + ZCPEP16 + ZCE28 
	3-pole NC + NC + NO break before make, slow break (XE3NP2141)	ZCP37 + ZCPEP16 + ZCE10 	ZCP37 + ZCPEP16 + ZCE11 	ZCP37 + ZCPEP16 + ZCE02 	ZCP37 + ZCPEP16 + ZCE21 	ZCP37 + ZCPEP16 + ZCE27 	ZCP37 + ZCPEP16 + ZCE28 
Weight (kg)		0.090	0.090	0.095	0.105	0.100	0.105

References of complete switches with 1 entry for n° 11 cable gland

For an entry tapped for a n° 11 cable gland, replace P16 in the reference by G11. Example: XCKP2110P16 becomes XCKP2110G11 or ZCPEP16 becomes ZCPEG11.

Contact operation	 closed	 open	(A) (B) = cam displacement	(P) = positive opening point	 NC contact with positive opening operation
-------------------	--	--	----------------------------	------------------------------	--

Characteristics

Switch actuation	On end		By 30° cam		
					
Type of actuation					
Maximum actuation speed	0.5 m/s		1 m/s		
Mechanical durability (in millions of operating cycles)	15		10		
Minimum force or torque	15 N For tripping 45 N For positive opening		12 N 36 N		6 N 18 N
Cable entry (3)	1 entry tapped M16 x 1.5 mm for ISO cable gland, clamping capacity 4 to 8 mm				

(1) Form conforming to EN 50047, see page 1/136.

(2) Switches with gold contacts or eyelet type connections: please consult our Customer Care Centre.

Limit switches

OsiSense XC Standard
Compact design, plastic, type XCKP
Complete switches with 1 cable entry

Type of head	Plunger (fixing by the head)	Rotary (fixing by the body)					Multi-directional
		Form A (1)					
Type of operator	M18 with metal end plunger	M18 with steel roller plunger	Thermoplastic roller lever	Variable length thermoplastic roller lever	Thermoplastic roller lever, Ø 50 mm	Variable length thermoplastic roller lever, Ø 50 mm	"Cat's whisker" (2)

References of complete switches with 1 ISO M16 x 1.5 cable entry (3)								
	2-pole NC + NO snap action (XE2SP2151)	XCKP21H0P16 	XCKP21H2P16 	XCKP2118P16 	XCKP2145P16 	XCKP2139P16 	XCKP2149P16 	XCKP2106P16
	2-pole NC + NO break before make, slow break (XE2NP2151)	XCKP25H0P16 	XCKP25H2P16 	XCKP2518P16 	XCKP2545P16 	XCKP2539P16 	XCKP2549P16 	XCKP2506P16
	2-pole NC + NC snap action (XE2SP2141)	ZCP29 + ZCPEP16 + ZCEH0 	ZCP29 + ZCPEP16 + ZCEH2 	ZCP29 + ZCPEP16 + ZCE01 + ZCY18 	ZCP29 + ZCPEP16 + ZCE01 + ZCY45 	ZCP29 + ZCPEP16 + ZCE01 + ZCY39 	ZCP29 + ZCPEP16 + ZCE01 + ZCY49 	ZCP29 + ZCPEP16 + ZCE06
	2-pole NC + NC simultaneous, slow break (XE2NP2141)	ZCP27 + ZCPEP16 + ZCEH0 	ZCP27 + ZCPEP16 + ZCEH2 	ZCP27 + ZCPEP16 + ZCE01 + ZCY18 	ZCP27 + ZCPEP16 + ZCE01 + ZCY45 	ZCP27 + ZCPEP16 + ZCE01 + ZCY39 	ZCP27 + ZCPEP16 + ZCE01 + ZCY49 	ZCP27 + ZCPEP16 + ZCE06
	3-pole NC + NC + NO snap action (XE3SP2141)	ZCP39 + ZCPEP16 + ZCEH0 	ZCP39 + ZCPEP16 + ZCEH2 	ZCP39 + ZCPEP16 + ZCE01 + ZCY18 	ZCP39 + ZCPEP16 + ZCE01 + ZCY45 	ZCP39 + ZCPEP16 + ZCE01 + ZCY39 	ZCP39 + ZCPEP16 + ZCE01 + ZCY49 	ZCP39 + ZCPEP16 + ZCE06
	3-pole NC + NC + NO break before make, slow break (XE3NP2141)	ZCP37 + ZCPEP16 + ZCEH0 	ZCP37 + ZCPEP16 + ZCEH2 	ZCP37 + ZCPEP16 + ZCE01 + ZCY18 	ZCP37 + ZCPEP16 + ZCE01 + ZCY45 	ZCP37 + ZCPEP16 + ZCE01 + ZCY39 	ZCP37 + ZCPEP16 + ZCE01 + ZCY49 	ZCP37 + ZCPEP16 + ZCE06
Weight (kg)	0.130	0.130	0.135	0.145	0.145	0.155	0.085	

References of complete switches with 1 entry for n° 11 cable gland

For an entry tapped for a n° 11 cable gland, replace P16 in the reference by G11. Example: XCKP21H0P16 becomes XCKP21H0G11 or ZCPEP16 becomes ZCPEG11.

Contact operation closed (A) = cam displacement NC contact with positive opening operation
 open (P) = positive opening point

Characteristics			
Switch actuation	On end	By 30° cam	By any moving part
Type of actuation			
Maximum actuation speed	0.5 m/s		1.5 m/s
Mechanical durability	10 million operating cycles		5 million
Minimum force or torque	For tripping	15 N	10 N
	For positive opening	45 N	36 N
		0.1 N.m	0.25 N.m
Cable entry	1 entry tapped M16 x 1.5 mm for ISO cable gland, clamping capacity 4 to 8 mm		

(1) Form conforming to EN 50047, see page 1/136.

(2) Value taken with actuation by moving part at 100 mm from the fixing.

(3) Switches with gold contacts or eyelet type connections: please consult our Customer Care Centre.

Limit switches

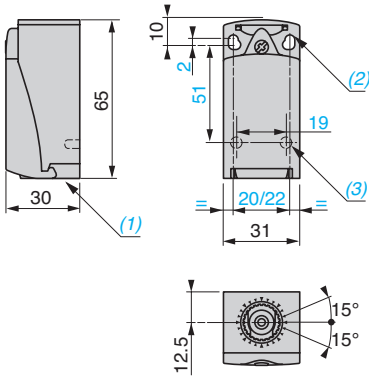
OsiSense XC Standard

Compact design, plastic, type XCKP

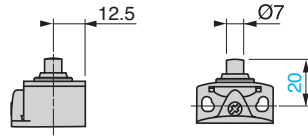
Complete switches with 1 cable entry

1

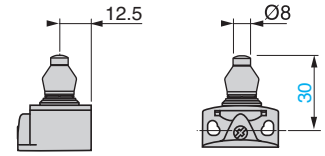
ZCP2● + ZCPEP16/ZCP3● + ZCPEP16



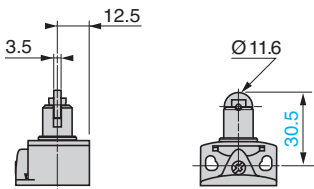
ZCE10



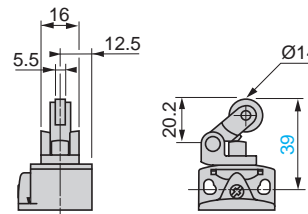
ZCE11



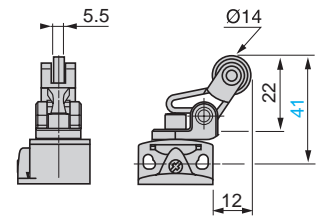
ZCE02



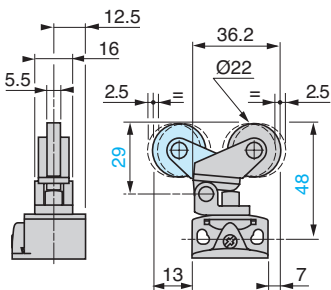
ZCE21



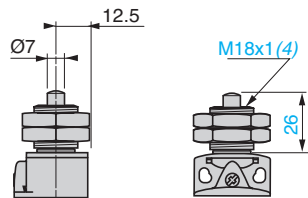
ZCE27



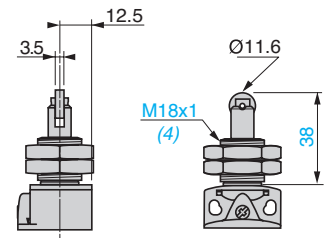
ZCE28



ZCEH0



ZCEH2



- (1) Tapped entry for ISO M16 x 1.5 or Pg 11 cable gland.
- (2) 2 elongated holes $\varnothing 4.3 \times 6.3$ mm on 22 mm centres, 2 holes $\varnothing 4.3$ on 20 mm centres.
- (3) 2 x $\varnothing 3$ holes for support studs, depth 4 mm.
- (4) Fixing nut thickness 3.5 mm.

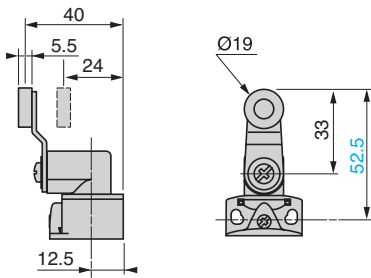
Limit switches

OsiSense XC Standard

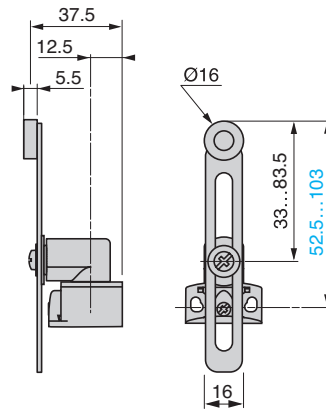
Compact design, plastic, type XCKP

Complete switches with 1 cable entry

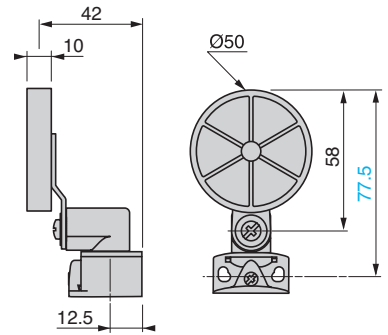
ZCE01 + ZCY18



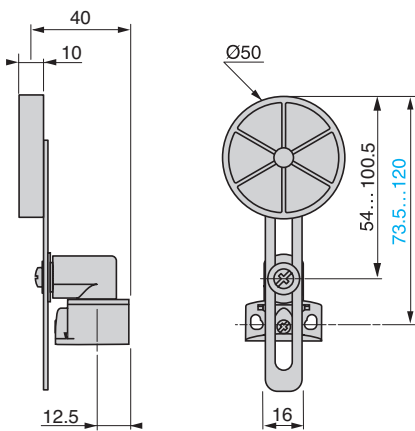
ZCE01 + ZCY45



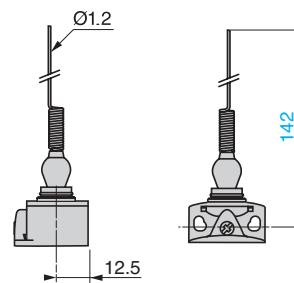
ZCE01 + ZCY39



ZCE01 + ZCY49



ZCE06



Limit switches

OsiSense XC Standard

Compact design, plastic, type XCKP
M12 connector

Type of head	Plunger (fixing by the body)					
	Form B (1)		Form C (1)		Form E (1)	
Type of operator	Metal end plunger	Metal end plunger with elastomer boot (2)	Steel roller plunger	Thermoplastic roller lever plunger, horizontal actuation in 1 direction	Thermoplastic roller lever plunger, vertical actuation in 1 direction	Thermoplastic roller lever plunger, horiz. or vert. actuation in 1 direction

References						
2-pole NC + NO snap action (XE2SP2151)	XCKP2110M12 	XCKP2111M12 	XCKP2102M12 	XCKP2121M12 	XCKP2127M12 	XCKP2128M12
2-pole NC + NC snap action (XE2SP2141)	ZCP29M12 + ZCE10 	ZCP29M12 + ZCE11 	ZCP29M12 + ZCE02 	ZCP29M12 + ZCE21 	ZCP29M12 + ZCE27 	ZCP29M12 + ZCE28
Weight (kg)	0.100	0.100	0.100	0.110	0.110	0.110
Contact operation	closed open		(A) (B) = cam displacement (P) = positive opening point	NC contact with positive opening operation		

(1) Form conforming to EN 50047, see page 1/136.
(2) Nitrile for indoor use.

Characteristics	
Switch actuation	On end
Type of actuation	By 30° cam
Maximum actuation speed	0.5 m/s
Mechanical durability (in millions of operating cycles)	15
Minimum force or torque	15 N
For tripping	45 N
For positive opening	36 N
Connection	M12 connector, U _i = 250 V, I _e = 3 A maximum, I _{th} = 3 A

Connections

M12 connector		
	XE2SP2151 1-2: NC 3-4: NO	XE2SP2141 1-2: NC 3-4: NC

Dimensions

ZCP2•M12	ZCE10	ZCE11	ZCE02	ZCE21
	ZCE27	ZCE28		ZCEH0

(1) 2 elongated holes $\varnothing 4.3 \times 6.3$ mm on 22 mm centres, 2 holes $\varnothing 4.3$ on 20 mm centres.
(2) 2 x $\varnothing 3$ holes for support studs, depth 4 mm.
(3) Fixing nut thickness 3.5 mm.

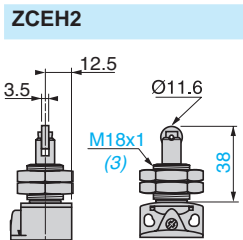
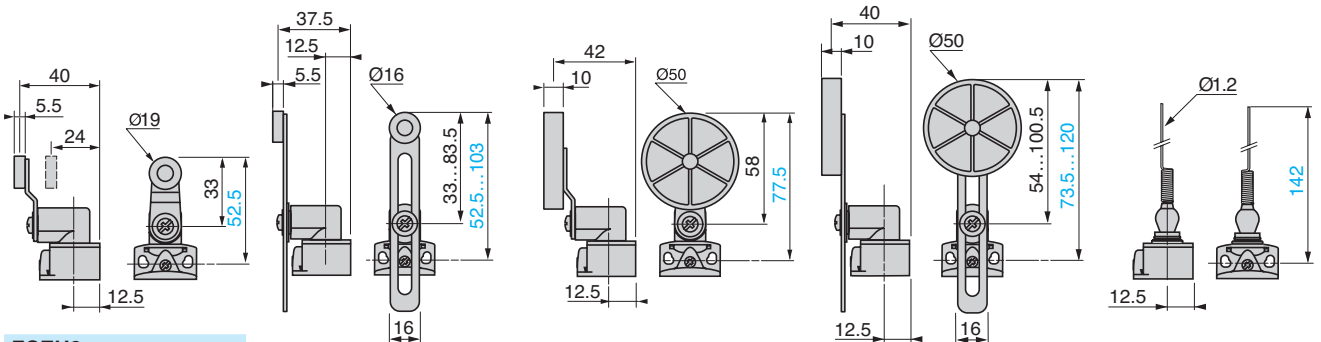
Type of head	Plunger (fixing by the head)		Rotary (fixing by the body)				Multi-directional
			Form A (1)				
Type of operator	M18 with metal end plunger	M18 with steel roller plunger	Thermoplastic roller lever	Variable length thermoplastic roller lever	Thermoplastic roller lever, Ø 50 mm	Variable length thermoplastic roller lever, Ø 50 mm	"Cat's whisker" (2)

References	XCKP21H0M12	XCKP21H2M12	XCKP2118M12	XCKP2145M12	XCKP2139M12	XCKP2149M12	XCKP2106M12
2-pole NC + NO snap action (XE2SP2151)							
2-pole NC + NC snap action (XE2S P2141)							
Weight (kg)	0.140	0.140	0.140	0.150	0.155	0.160	0.090
Contact operation	closed open		(A) = cam displacement (P) = positive opening point		NC contact with positive opening operation		

(1) Form conforming to EN 50047, see page 1/136.
(2) Value taken with actuation by moving part at 100 mm from the fixing.

Characteristics	On end		By 30° cam		By any moving part
Switch actuation	On end		By 30° cam		By any moving part
Type of actuation					
Maximum actuation speed	0.5 m/s		1.5 m/s		1 m/s (any direct.)
Mechanical durability (in millions of operating cycles)	10				5
Minimum force or torque	For tripping: 15 N For positive opening: 45 N	10 N 36 N	0.1 N.m 0.25 N.m		0.13 N.m -
Connection	M12 connector, U _i = 250 V, I _e = 3 A maximum, I _{th} = 3 A				

Dimensions	ZCE01 + ZCY18	ZCE01 + ZCY45	ZCE01 + ZCY39	ZCE01 + ZCY49	ZCE06
------------	---------------	---------------	---------------	---------------	-------



(3) Fixing nut thickness 3.5 mm.

Limit switches

OsiSense XC Standard

Compact design, metal, type XCKD
Complete switches with 1 cable entry

Type of head	Plunger (fixing by the body)					
	Form B (1)		Form C (1)	Form E (1)		
Type of operator	Metal end plunger	Metal end plunger with elastomer boot (2)	Steel roller plunger	Thermoplastic roller lever plunger, horizontal actuation in 1 direction	Thermoplastic roller lever plunger, vertical actuation in 1 direction	Thermoplastic roller lever plunger, horiz. or vert. actuation in 1 direction

References of complete switches with 1 ISO M16 x 1.5 cable entry (3)							
	2-pole NC + NO snap action (XE2S P2151)	XCKD2110P16 	XCKD2111P16 	XCKD2102P16 	XCKD2121P16 	XCKD2127P16 	XCKD2128P16
	2-pole NC + NO break before make, slow break (XE2N P2151)	XCKD2510P16 	XCKD2511P16 	XCKD2502P16 	XCKD2521P16 	XCKD2527P16 	XCKD2528P16
	2-pole NC + NC snap action (XE2S P2141)	ZCD29 + ZCDEP16 + ZCE10 	ZCD29 + ZCDEP16 + ZCE11 	ZCD29 + ZCDEP16 + ZCE02 	ZCD29 + ZCDEP16 + ZCE21 	ZCD29 + ZCDEP16 + ZCE27 	ZCD29 + ZCDEP16 + ZCE28
	2-pole NC + NC simultaneous, slow break (XE2N P2141)	ZCD27 + ZCDEP16 + ZCE10 	ZCD27 + ZCDEP16 + ZCE11 	ZCD27 + ZCDEP16 + ZCE02 	ZCD27 + ZCDEP16 + ZCE21 	ZCD27 + ZCDEP16 + ZCE27 	ZCD27 + ZCDEP16 + ZCE28
	3-pole NC + NC + NO snap action (XE3S P2141)	ZCD39 + ZCDEP16 + ZCE10 	ZCD39 + ZCDEP16 + ZCE11 	ZCD39 + ZCDEP16 + ZCE02 	ZCD39 + ZCDEP16 + ZCE21 	ZCD39 + ZCDEP16 + ZCE27 	ZCD39 + ZCDEP16 + ZCE28
	3-pole NC + NC + NO break before make, slow break (XE3N P2141)	ZCD37 + ZCDEP16 + ZCE10 	ZCD37 + ZCDEP16 + ZCE11 	ZCD37 + ZCDEP16 + ZCE02 	ZCD37 + ZCDEP16 + ZCE21 	ZCD37 + ZCDEP16 + ZCE27 	ZCD37 + ZCDEP16 + ZCE28
Weight (kg)		0.180	0.180	0.185	0.195	0.190	0.195

References of complete switches with 1 entry for n° 11 cable gland

For an entry tapped for a n° 11 cable gland, replace P16 in the reference by G11. Example: XCKD2110P16 becomes XCKD2110G11 or ZCDEP16 becomes ZCDEG11.

Contact operation closed open (A) (B) = cam displacement (P) = positive opening point NC contact with positive opening operation

Characteristics				
Switch actuation	On end	By 30° cam		
Type of actuation				
Maximum actuation speed	0.5 m/s		1 m/s	
Mechanical durability (in millions of operating cycles)	15	10	15	
Minimum force or torque	For tripping	15 N	12 N	6 N
	For positive opening	45 N	36 N	18 N
Cable entry	1 entry tapped M16 x 1.5 mm for ISO cable gland, clamping capacity 4 to 8 mm			

(1) Form conforming to EN 50047, see page 1/136.

(2) Nitrile for indoor use.

(3) Switches with gold contacts or eyelet type connections: please consult our Customer Care Centre.

Limit switches

OsiSense XC Standard
Compact design, metal, type XCKD
Complete switches with 1 cable entry

Type of head	Plunger (fixing by the head)		Rotary (fixing by the body)				Multi-directional
			Form A (1)				
Type of operator	M18 with metal end plunger	M18 with steel roller plunger	Thermoplastic roller lever	Variable length thermoplastic roller lever	Thermoplastic roller lever, Ø 50 mm	Variable length thermoplastic roller lever, Ø 50 mm	"Cat's whisker" (2)

References of complete switches with 1 ISO M16 x 1.5 cable entry (3)								
	2-pole NC + NO snap action (XE2S P2151)	XCKD21H0P16 1.8 4.6(P) 0.9 5mm	XCKD21H2P16 3.1(A) 7.8(P) 1.5 mm	XCKD2118P16 25° 70°(P) 12° 90°	XCKD2145P16 25° 70°(P) 12° 90°	XCKD2139P16 25° 70°(P) 12° 90°	XCKD2149P16 25° 70°(P) 12° 90°	XCKD2106P16 20° 15°
	2-pole NC + NO break before make, slow break (XE2N P2151)	XCKD25H0P16 1.8 3.2(P) 0 3 5mm	XCKD25H2P16 3.1(A) 5.6(P) 0 5.2 mm	XCKD2518P16 25° 46°(P) 0 42° 90°	XCKD2545P16 25° 46°(P) 0 42° 90°	XCKD2539P16 25° 46°(P) 0 42° 90°	XCKD2549P16 25° 46°(P) 0 42° 90°	XCKD2506P16 20° 0 45°
	2-pole NC + NC snap action (XE2S P2141)	ZCD29 + ZCDEP16 + ZCEH0 1.8 4.6(P) 0.9 5mm	ZCD29 + ZCDEP16 + ZCEH2 3.1(A) 7.8(P) 1.5 mm	ZCD29 + ZCDEP16 + ZCE01 + ZCY18 25° 70°(P) 12° 90°	ZCD29 + ZCDEP16 + ZCE01 + ZCY45 25° 70°(P) 12° 90°	ZCD29 + ZCDEP16 + ZCE01 + ZCY39 25° 70°(P) 12° 90°	ZCD29 + ZCDEP16 + ZCE01 + ZCY49 25° 70°(P) 12° 90°	ZCD29 + ZCDEP16 + ZCE06 20° 0 15°
	2-pole NC + NC simultaneous, slow break (XE2N P2141)	ZCD27 + ZCDEP16 + ZCEH0 1.8 3.2(P) 0 5mm	ZCD27 + ZCDEP16 + ZCEH2 3.1 5.6(P) 0 5mm	ZCD27 + ZCDEP16 + ZCE01 + ZCY18 25° 46°(P) 0 90°	ZCD27 + ZCDEP16 + ZCE01 + ZCY45 25° 46°(P) 0 90°	ZCD27 + ZCDEP16 + ZCE01 + ZCY39 25° 46°(P) 0 90°	ZCD27 + ZCDEP16 + ZCE01 + ZCY49 25° 46°(P) 0 90°	ZCD27 + ZCDEP16 + ZCE06 20° 0
	3-pole NC + NC + NO snap action (XE3S P2141)	ZCD39 + ZCDEP16 + ZCEH0 1.8 4.6(P) 0.9 5mm	ZCD39 + ZCDEP16 + ZCEH2 3.1(A) 7.8(P) 1.5 mm	ZCD39 + ZCDEP16 + ZCE01 + ZCY18 25° 70°(P) 12° 90°	ZCD39 + ZCDEP16 + ZCE01 + ZCY45 25° 70°(P) 12° 90°	ZCD39 + ZCDEP16 + ZCE01 + ZCY39 25° 70°(P) 12° 90°	ZCD39 + ZCDEP16 + ZCE01 + ZCY49 25° 70°(P) 12° 90°	ZCD39 + ZCDEP16 + ZCE06 20° 0
	3-pole NC + NC + NO break before make, slow break (XE3N P2141)	ZCD37 + ZCDEP16 + ZCEH0 1.8 3.2(P) 0 3 5mm	ZCD37 + ZCDEP16 + ZCEH2 3.1(A) 5.6(P) 0 5.2 mm	ZCD37 + ZCDEP16 + ZCE01 + ZCY18 25° 46°(P) 0 42° 90°	ZCD37 + ZCDEP16 + ZCE01 + ZCY45 25° 46°(P) 0 42° 90°	ZCD37 + ZCDEP16 + ZCE01 + ZCY39 25° 46°(P) 0 42° 90°	ZCD37 + ZCDEP16 + ZCE01 + ZCY49 25° 46°(P) 0 42° 90°	ZCD37 + ZCDEP16 + ZCE06 20° 0 45°
Weight (kg)	0.220	0.220	0.225	0.235	0.235	0.245	0.175	

References of complete switches with 1 entry for n° 11 cable gland

For an entry tapped for a n° 11 cable gland, replace P16 in the reference by G11. Example: XCKD21H0P16 becomes XCKD21H0G11 or ZCDEP16 becomes ZCDEG11.

closed (A) = cam displacement ⊖ NC contact with positive opening operation
 open (P) = positive opening point

Characteristics				
Switch actuation	On end	By 30° cam		By any moving part
Type of actuation				
Maximum actuation speed	0.5 m/s	1.5 m/s		1 m/s (any direct.)
Mechanical durability	10 million operating cycles			5 million
Minimum force or torque	For tripping: 15 N For positive opening: 45 N	10 N 36 N	0.1 N.m 0.25 N.m	0.13 N.m -
Cable entry	1 entry tapped M16 x 1.5 mm for ISO cable gland, clamping capacity 4 to 8 mm			

(1) Form conforming to EN 50047, see page 1/136.

(2) Value taken with actuation by moving part at 100 mm from the fixing.

(3) Switches with gold contacts or eyelet type connections: please consult our Customer Care Centre.

Limit switches

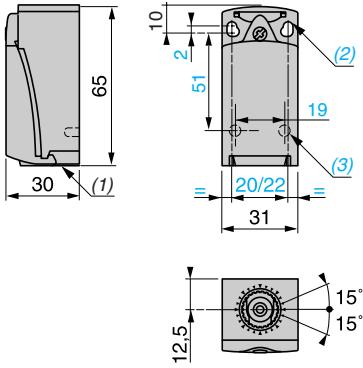
OsiSense XC Standard

Compact design, metal, type XCKD

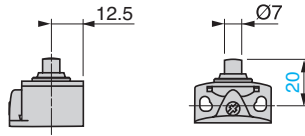
Complete switches with 1 cable entry

1

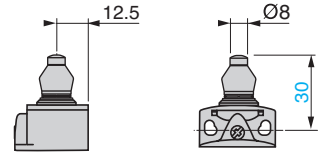
ZCD2● + ZCDEP16/ZCD3● + ZCDEP16



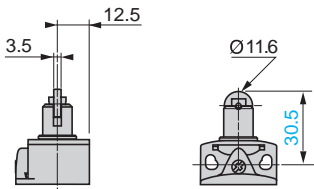
ZCE10



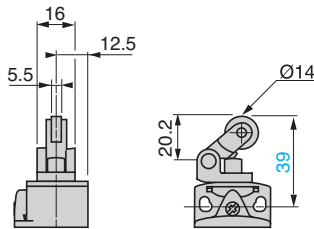
ZCE11



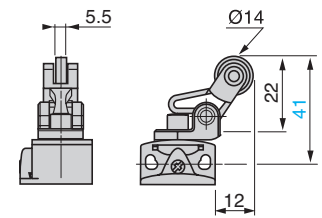
ZCE02



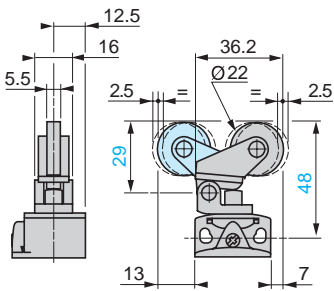
ZCE21



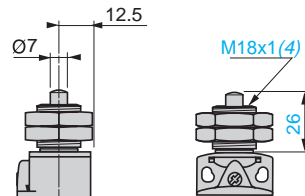
ZCE27



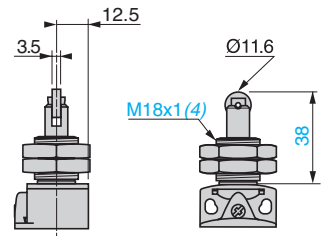
ZCE28



ZCEH0



ZCEH2



- (1) Tapped entry for ISO M16 x 1.5 or Pg 11 cable gland.
- (2) 2 elongated holes $\varnothing 4.3 \times 6.3$ mm on 22 mm centres, 2 holes $\varnothing 4.3$ on 20 mm centres.
- (3) 2 x $\varnothing 3$ holes for support studs, depth 4 mm.
- (4) Fixing nut thickness 3.5 mm.

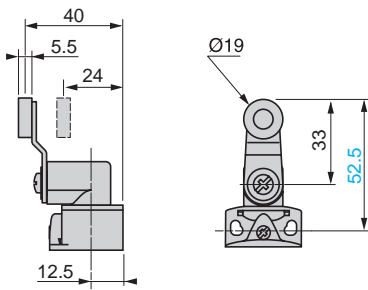
Limit switches

OsiSense XC Standard

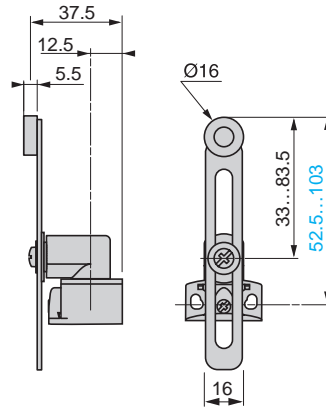
Compact design, metal, type XCKD

Complete switches with 1 cable entry

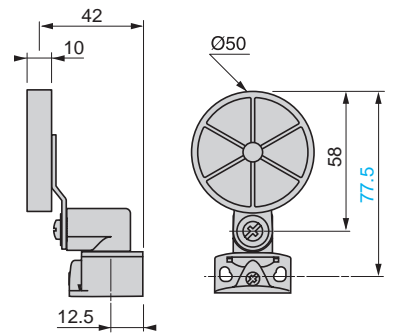
ZCE01 + ZCY18



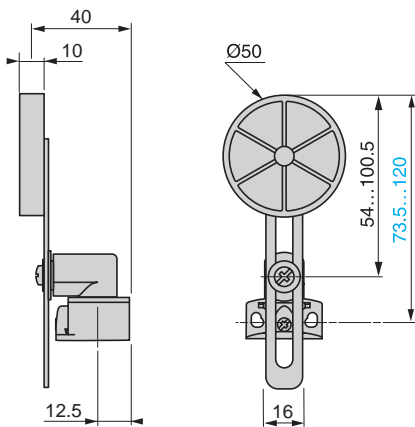
ZCE01 + ZCY45



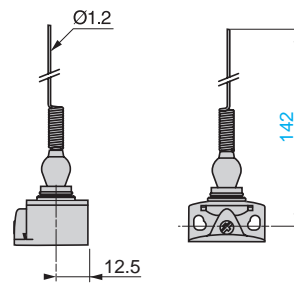
ZCE01 + ZCY39



ZCE01 + ZCY49



ZCE06



Limit switches

OsiSense XC Standard

Compact design, metal, type XCKD

M12 connector

Type of head	Plunger (fixing by the body)					
	Form B (1)		Form C (1)		Form E (1)	
Type of operator	Metal end plunger	Metal end plunger with elastomer boot (2)	Steel roller plunger	Thermoplastic roller lever plunger, horizontal actuation in 1 direction	Thermoplastic roller lever plunger, vertical actuation in 1 direction	Thermoplastic roller lever plunger, horiz. or vert. actuation in 1 direction

References						
2-pole NC + NO snap action (XE2S P2151)	XCKD2110M12 	XCKD2111M12 	XCKD2102M12 	XCKD2121M12 	XCKD2127M12 	XCKD2128M12
2-pole NC + NC snap action (XE2S P2141)	ZCD29M12 + ZCE10 	ZCD29M12 + ZCE11 	ZCD29M12 + ZCE02 	ZCD29M12 + ZCE21 	ZCD29M12 + ZCE27 	ZCD29M12 + ZCE28
Weight (kg)	0.190	0.190	0.195	0.205	0.200	0.205
Contact operation	closed open		(A) (B) = cam displacement (P) = positive opening point		NC contact with positive opening operation	

(1) Form conforming to EN 50047, see page 1/136.
(2) Nitrile for indoor use.

Characteristics	
Switch actuation	On end By 30° cam
Type of actuation	
Maximum actuation speed	0.5 m/s 1 m/s
Mechanical durability (in millions of operating cycles)	15 10 15
Minimum force or torque	For tripping: 15 N 12 N 6 N For positive opening: 45 N 36 N 18 N
Connection	M12 connector, $U_i = 60\text{ V}$, $I_e = 4\text{ A}$ maximum, $I_{th} = 4\text{ A}$

Connections	
M12 connector	
	XE2S P2151 XE2S P2141 1-2: NC 1-2: NC 3-4: NO 3-4: NO 5: \perp 5: \perp

Dimensions				
ZCD2●M12	ZCE10	ZCE11	ZCE02	ZCE21
	ZCE27	ZCE28	ZCEH0	

(1) 2 elongated holes $\varnothing 4.3 \times 6.3\text{ mm}$ on 22 mm centres, 2 holes $\varnothing 4.3$ on 20 mm centres.
(2) 2 x $\varnothing 3$ holes for support studs, depth 4 mm.
(3) Fixing nut thickness 3.5 mm.

Limit switches

OsiSense XC Standard
Compact design, metal, type XCKD
M12 connector

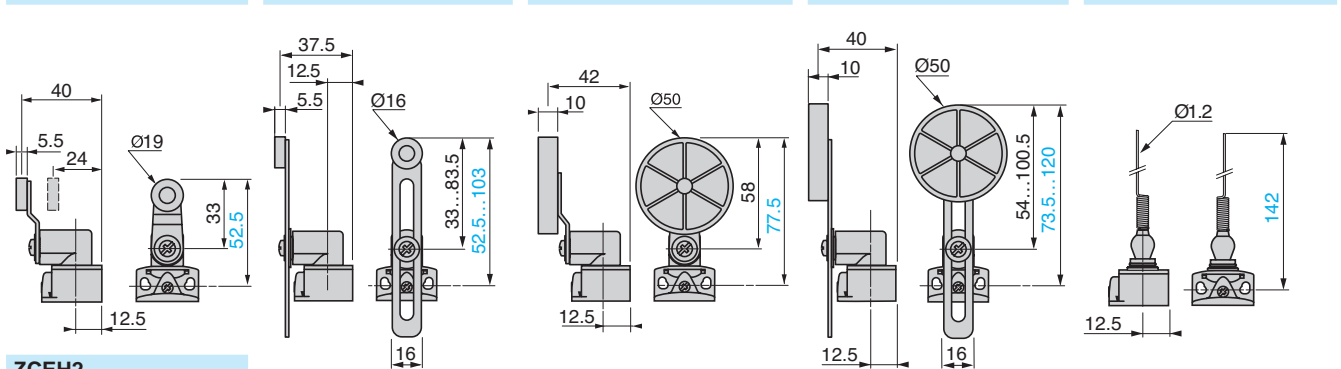
Type of head	Plunger (fixing by the head)		Rotary (fixing by the body)				Multi-directional
			Form A (1)				
Type of operator	M18 with metal end plunger	M18 with steel roller plunger	Thermoplastic roller lever	Variable length thermoplastic roller lever	Thermoplastic roller lever, Ø 50 mm	Variable length thermoplastic roller lever, Ø 50 mm	"Cat's whisker" (2)

References	XCKD21H0M12	XCKD21H2M12	XCKD2118M12	XCKD2145M12	XCKD2139M12	XCKD2149M12	XCKD2106M12
2-pole NC + NO snap action (XE2S P2151)							
2-pole NC + NC snap action (XE2S P2141)							
Weight (kg)	0.235	0.235	0.220	0.220	0.220	0.220	0.185
Contact operation			(A) = cam displacement (P) = positive opening point		⊕ NC contact with positive opening operation		

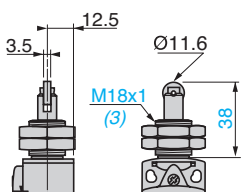
(1) Form conforming to EN 50047, see page 1/136.
(2) Value taken with actuation by moving part at 100 mm from the fixing.

Characteristics	On end	By 30° cam	By any moving part
Switch actuation	On end	By 30° cam	By any moving part
Type of actuation			
Maximum actuation speed	0.5 m/s	1.5 m/s	1 m/s (any direct.)
Mechanical durability (in millions of operating cycles)	10		5
Minimum force or torque	For tripping: 15 N For positive opening: 45 N	10 N 36 N	0.1 N.m 0.25 N.m
Connection	M12 connector, U _i = 60 V, I _e = 4 A maximum, I _{th} = 4 A		

Dimensions	ZCE01 + ZCY18	ZCE01 + ZCY45	ZCE01 + ZCY39	ZCE01 + ZCY49	ZCE06
------------	---------------	---------------	---------------	---------------	-------



ZCEH2



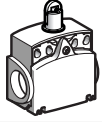
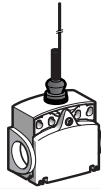


(3) Fixing nut thickness 3.5 mm.






















Limit switches

OsiSense XC Standard

Compact design, plastic, type XCKT
Complete switches with 2 cable entries




Type of head	Plunger (fixing by the body)			Multi-directional
	Form B (1)	Form C (1)	Form E (1)	
				
Type of operator	Metal end plunger	Metal end plunger with elastomer boot (2)	Steel roller plunger	Thermoplastic roller lever plunger, horizontal actuation in 1 direction

References of complete switches with 2 ISO M16 x 1.5 cable entries (4)






	2-pole NC + NO snap action (XE2SP3151)	XCKT2110P16 	XCKT2111P16 	XCKT2102P16 	XCKT2121P16 	XCKT2106P16
	2-pole NC + NO break before make, slow break (XE2NP3151)	ZCT25P16 + ZCE10 	ZCT25P16 + ZCE11 	ZCT25P16 + ZCE02 	ZCT25P16 + ZCE21 	ZCT25P16 + ZCE06
	2-pole NC + NO make before break, slow break (XE2NP3161)	ZCT26P16 + ZCE10 	ZCT26P16 + ZCE11 	ZCT26P16 + ZCE02 	ZCT26P16 + ZCE21 	ZCT26P16 + ZCE06
	2-pole NC + NC simultaneous, slow break (XE2NP2141)	ZCT27P16 + ZCE10 	ZCT27P16 + ZCE11 	ZCT27P16 + ZCE02 	ZCT27P16 + ZCE21 	ZCT27P16 + ZCE06
	2-pole NO + NO simultaneous, slow break (XE2NP3131)	ZCT28P16 + ZCE10	ZCT28P16 + ZCE11	ZCT28P16 + ZCE02	ZCT28P16 + ZCE21	ZCT28P16 + ZCE06
Weight (kg)	0.100	0.100	0.105	0.115	0.095	

References of complete switches with 2 entries for n° 11 cable gland

For entries tapped for n° 11 cable gland, replace P16 in the reference by G11. Example: XCKT2110P16 becomes XCKT2110G11.

Contact operation  closed (A) = cam displacement  NC contact with positive opening operation
 open (P) = positive opening point

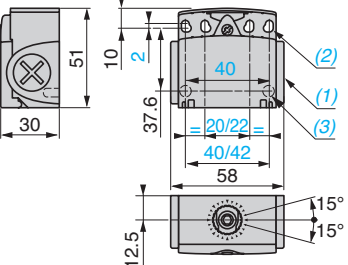
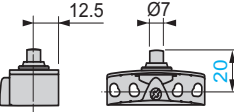
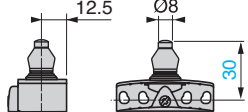
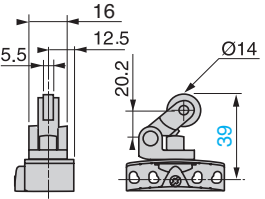
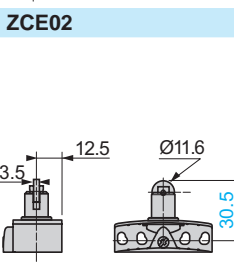
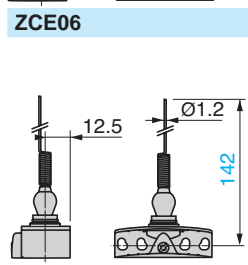
Characteristics

Switch actuation	On end	By 30° cam		By any moving part
Type of actuation				
Maximum actuation speed	0.5 m/s		1 m/s	1 m/s (any direction)
Mechanical durability (in millions of operating cycles)	15	10	15	5
Minimum force or torque	For tripping: 15 N For positive opening: 45 N	12 N 36 N	6 N 18 N	0.3 N.m -
Cable entry (3)	2 entries tapped M16 x 1.5 for ISO cable gland Clamping capacity 4 to 8 mm (1 entry fitted with blanking plug)			

(1) Form conforming to EN 50047, see page 1/136. (2) Nitrile for indoor use.

(3) Value taken with actuation by moving part at 100 mm from the fixing. (4) Switches with gold contacts or eyelet type connections: please consult our Customer Care Centre.

Dimensions

ZCT2•P16	ZCE10	ZCE11	ZCE21
			
			

(1) Tapped entry for ISO M16 x 1.5 or Pg 11 cable gland.
 (2) 4 elongated holes $\varnothing 4.3 \times 6.3$ mm on 22/42mm ctrs, 4 holes $\varnothing 4.3$ on 20/40 mm ctrs.
 (3) 2 x $\varnothing 3$ holes for support studs, depth 4 mm.

Limit switches

OsiSense XC Standard
Compact design, plastic, type XCKT
Complete switches with 2 cable entries

Type of head	Plunger (fixing by the head)		Rotary (fixing by the body) Form A (1)		
Type of operator	M18 with metal end plunger	M18 with steel roller plunger	Thermoplastic roller lever	Variable length thermoplastic roller lever	Thermoplastic roller lever, Ø 50 mm

References of complete switches with 2 ISO M16 x 1.5 cable entries (2)						
	2-pole NC + NO snap action (XE2SP3151)	XCKT21H0P16 	XCKT21H2P16 	XCKT2118P16 	XCKT2145P16 	XCKT2139P16
	2-pole NC + NO break before make, slow break (XE2NP3151)	ZCT25P16 + ZCEH0 	ZCT25P16 + ZCEH2 	ZCT25P16 + ZCE01 + ZCY18 	ZCT25P16 + ZCE01 + ZCY45 	ZCT25P16 + ZCE01 + ZCY39
	2-pole NO + NC make before break, slow break (XE2NP3161)	ZCT26P16 + ZCEH0 	ZCT26P16 + ZCEH2 	ZCT26P16 + ZCE01 + ZCY18 	ZCT26P16 + ZCE01 + ZCY45 	ZCT26P16 + ZCE01 + ZCY39
	2-pole NC + NC simultaneous, slow break (XE2NP2141)	ZCT27P16 + ZCEH0 	ZCT27P16 + ZCEH2 	ZCT27P16 + ZCE01 + ZCY18 	ZCT27P16 + ZCE01 + ZCY45 	ZCT27P16 + ZCE01 + ZCY39
	2-pole NO + NO simultaneous, slow break (XE2NP3131)	ZCT28P16 + ZCEH0 	ZCT28P16 + ZCEH2 	ZCT28P16 + ZCE01 + ZCY18 	ZCT28P16 + ZCE01 + ZCY45 	ZCT28P16 + ZCE01 + ZCY39
Weight (kg)	0.145	0.145	0.145	0.155	0.160	0.160

References of complete switches with 2 entries for n° 11 cable gland
For entries tapped for n° 11 cable gland, replace P16 in the reference by **G11**. Example: XCKT21H0P16 becomes XCKT21H0G11.

Contact operation closed (A) = cam displacement NC contact with positive opening operation
 open (P) = positive opening point

Characteristics			
Switch actuation	On end	By 30° cam	
Type of actuation			
Maximum actuation speed	0.5 m/s	1.5 m/s	
Mechanical durability	10 million operating cycles		
Minimum force or torque	For tripping	15 N	10 N
	For positive opening	45 N	36 N
Cable entry (3)	2 entries tapped M16 x 1.5 for ISO cable gland		
	Clamping capacity 4 to 8 mm (1 entry fitted with blanking plug)		

(1) Form conforming to EN 50047, see page 1/136.

(2) Switches with gold contacts or eyelet type connections: please consult our Customer Care Centre.

Dimensions	ZCEH0	ZCE01 + ZCY18	ZCE01 + ZCY39	ZCE01 + ZCY45

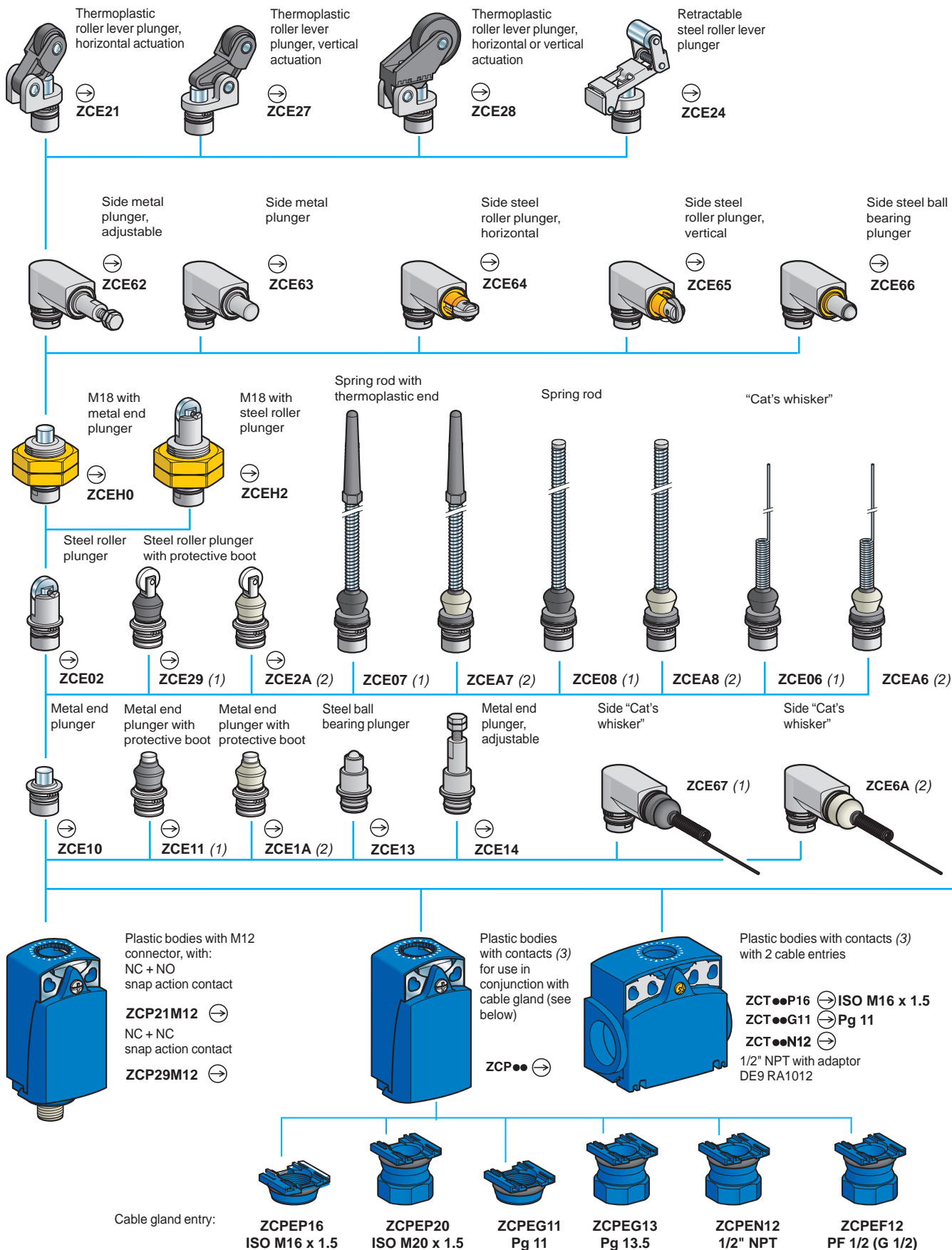
(4) Fixing nut thickness 3.5 mm.

Limit switches

OsiSense XC Standard

Compact design, types XCKD, XCKP and XCKT

Variable composition



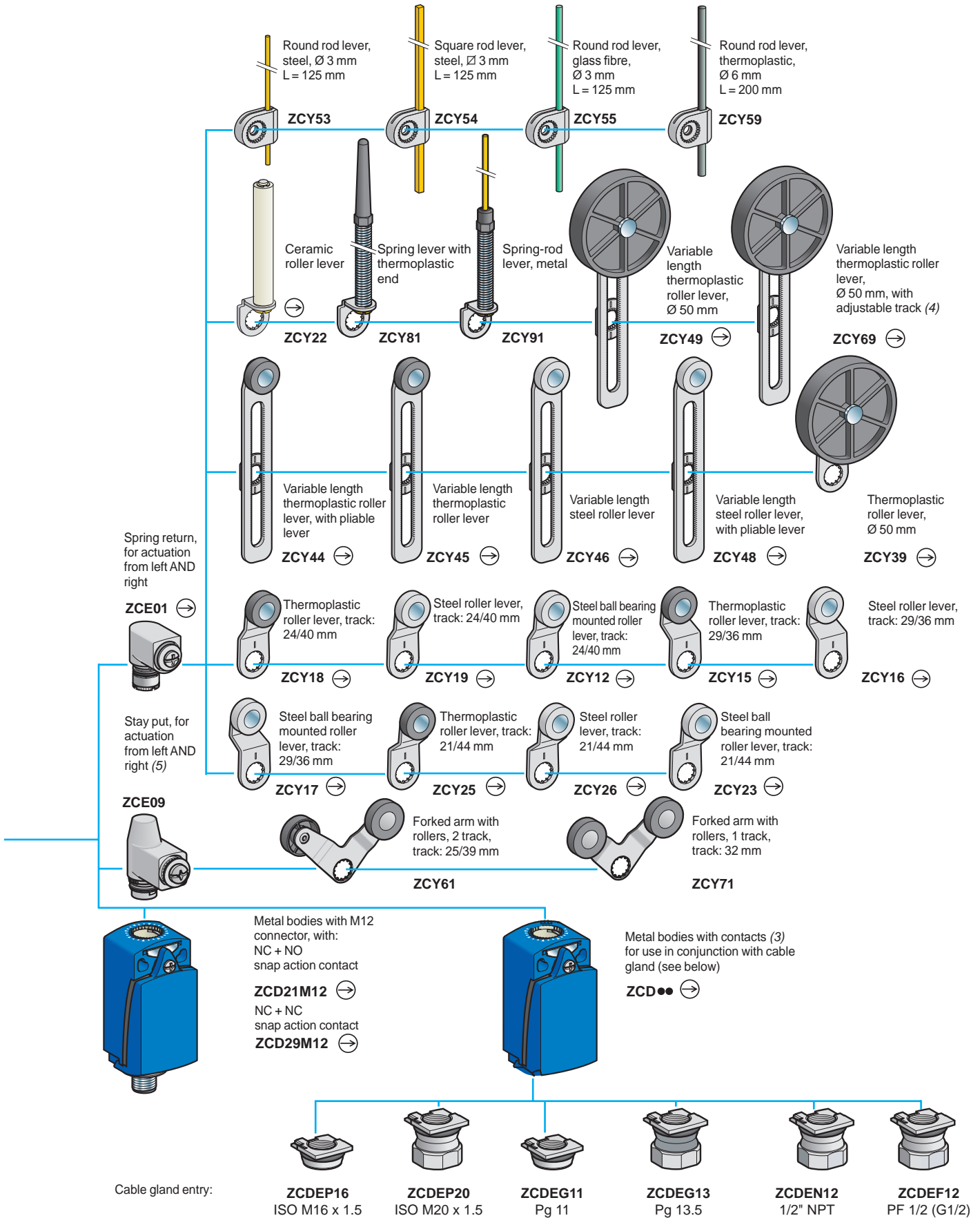
(1) Nitrile boot for indoor use.
 (2) Silicone boot for outdoor use.
 (3) For further information, see page 1/48.

Limit switches

OsiSense XC Standard

Compact design, types XCKD, XCKP and XCKT

Variable composition



(4) Variable length and adjustable track by lever deformation.

(5) Suitable with bodies: ZCD21, ZCP21, ZCT21, ZCD29, ZCP29, ZCD31, ZCP31, ZCD39, ZCP39, ZCD2●M12, ZCP2●M12


Limit switches

OsiSense XC Standard

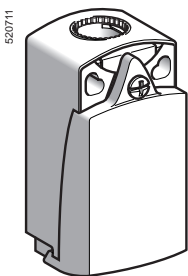
Compact design, metal, type type XCKD or plastic, type XCKP

Adaptable sub-assemblies: bodies with contacts

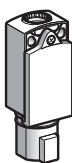
1



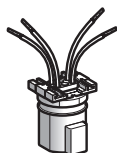
ZCD●●



ZCP●●



ZCP21D44



ZCPED44

Bodies with contacts, types XCKD and XCKP⁽¹⁾

Type of contact	Positive operation (2)	Scheme	Body material	Reference	Weight kg
2-pole					
NC + NO snap action (XE2SP2151)	⊖		Metal	ZCD21	0.140
			Plastic	ZCP21	0.070
NC + NC snap action (XE2SP2141)	⊕		Metal	ZCD29	0.140
			Plastic	ZCP29	0.070
NC + NO break before make, slow break (XE2NP2151)	⊕		Metal	ZCD25	0.140
			Plastic	ZCP25	0.070
NO + NC make before break, slow break (XE2NP2161)	⊖		Metal	ZCD26	0.140
			Plastic	ZCP26	0.070
NC + NC simultaneous, slow break (XE2NP2141)	⊕		Metal	ZCD27	0.140
			Plastic	ZCP27	0.070
NO + NO simultaneous, slow break (XE2NP2131)	-		Metal	ZCD28	0.140
			Plastic	ZCP28	0.070
3-pole					
NC + NO + NO snap action (XE3SP2151)	⊖		Metal	ZCD31	0.140
			Plastic	ZCP31	0.070
NC + NC + NO snap action (XE3SP2141)	⊕		Metal	ZCD39	0.140
			Plastic	ZCP39	0.070
NC + NC + NO break before make, slow break (XE3NP2141)	⊕		Metal	ZCD37	0.140
			Plastic	ZCP37	0.070
NC + NO + NO break before make, slow break (XE3NP2151)	⊖		Metal	ZCD35	0.140
			Plastic	ZCP35	0.070

Components for connection using DEUTSCH connector

Bodies with contacts for DEUTSCH connector

Type of contact	Positive operation (2)	Scheme	Cable entry	Reference	Weight kg
2-pole					
NC + NO snap action (XE2SP2151)	⊖		Connector	ZCP21D44	0.065
DEUTSCH male connector DT04-4P				ZCPED44	0.015

(1) Bodies with gold contacts or eyelet type connections: please consult your Regional Sales Office.

(2) ⊕: bodies with contacts assuring positive opening operation.

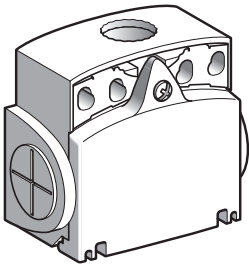
Limit switches

OsiSense XC Standard

Compact design, plastic, type XCKT

Adaptable sub-assemblies: bodies with contacts

561380

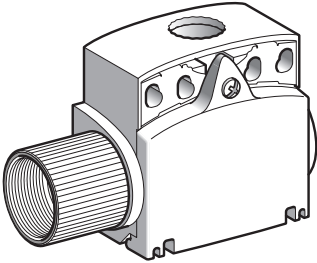


ZCT...

Bodies with contacts, type XCKT plastic, 2 cable entries

Type of contact	Positive operation (1)	Scheme	Cable entries	Reference	Weight kg
2-pole					
NC + NO snap action (XE2SP3151)	⊖		ISO M16 x 1.5	ZCT21P16	0.085
			Pg 11	ZCT21G11	0.085
NC + NO break before make, slow break (XE2NP3151)	⊕		ISO M16 x 1.5	ZCT25P16	0.085
			Pg 11	ZCT25G11	0.085
NC + NC simultaneous, slow break (XE2NP3141)	⊖		ISO M16 x 1.5	ZCT27P16	0.085
			Pg 11	ZCT27G11	0.085
NO + NO simultaneous, slow break (XE2NP3131)	-		ISO M16 x 1.5	ZCT28P16	0.085
			Pg 11	ZCT28G11	0.085
NO + NC make before break, slow break (XE2NP3161)	⊕		ISO M16 x 1.5	ZCT26P16	0.085
			Pg 11	ZCT26G11	0.085

561387



ZCT...N12

Bodies with contacts, type XCKT plastic, 2 cable entries with 1/2" NPT adaptor

Type of contact	Positive operation (1)	Scheme	Reference	Weight kg
2-pole				
NC + NO snap action (XE2SP3151)	⊖		ZCT21N12	0.130
			ZCT25N12	0.130
NC + NO break before make, slow break (XE2NP3151)	⊕		ZCT25N12	0.130
			ZCT27N12	0.130
NC + NC simultaneous, slow break (XE2NP3141)	⊖		ZCT27N12	0.130
			ZCT28N12	0.130
NO + NO simultaneous, slow break (XE2NP3131)	-		ZCT28N12	0.130
			ZCT26N12	0.130
NO + NC make before break, slow break (XE2NP3161)	⊕		ZCT26N12	0.130

(1) ⊖: bodies with contact assuring positive opening operation.

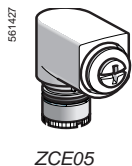
Limit switches

OsiSense XC Standard

Compact design, metal, type XCKD or plastic, types XCKP and XCKT

Adaptable sub-assemblies: bodies with contacts

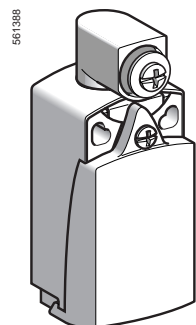
1




ZCE05



DE9RA1012



XCK200100



XCKT200100

Accessories

Description	Suitable levers for use with head	Unit reference	Weight kg
Rotary head, without lever, spring return, for actuation from left AND right or left OR right (1)	ZCY12, ZCY15, ZCY16, ZCY17, ZCY18, ZCY19, ZCY22, ZCY23, ZCY25, ZCY26, ZCY39, ZCY53, ZCY54, ZCY55, ZCY81	ZCE05	0.045
Tap-off terminal for XCKT	Sold in lots of 10	XALZ09	0.010
Spacer for angular positioning of heads with adjustable levers, for values other than - 90°, 0° and 90°	-	XCMZ07	0.002
Adaptor for 1/2" NPT conduit (male Pg 11 / female 1/2" NPT)	Sold in lots of 10	DE9 RA1012	0.050

Bodies with contacts, type XCKP plastic, with rotary head (without operating lever)

Type of contact	Scheme	Positive operation (2)	Cable entry	Reference	Weight kg
2-pole					
NC + NO snap action (XE2SP2151)			ISO M16 x 1.5	XCKP2101P16	0.115
			Pg 11	XCKP2101G11	0.115
			M12 connector	XCKP2101M12	0.125
NC + NO break before make, slow break (XE2NP2151)			ISO M16 x 1.5	XCKP2501P16	0.115
			Pg 11	XCKP2501G11	0.115

Bodies with contacts, type XCKD metal, with rotary head (without operating lever)

Type of contact	Scheme	Positive operation (2)	Cable entry	Reference	Weight kg
2-pole					
NC + NO snap action (XE2SP2151)			ISO M16 x 1.5	XCKD2101P16	0.185
			Pg 11	XCKD2101G11	0.185
			M12 connector	XCKD2101M12	0.195
NC + NO break before make, slow break (XE2NP2151)			ISO M16 x 1.5	XCKD2501P16	0.185
			Pg 11	XCKD2501G11	0.185

Bodies with contacts, type XCKT plastic, with rotary head (without operating lever)

Type of contact	Scheme	Positive operation (2)	Cable entry	Reference	Weight kg
2-pole					
NC + NO snap action (XE2SP3151)			ISO M16 x 1.5	XCKT2101P16	0.130
			Pg 11	XCKT2101G11	0.130
NC + NO break before make, slow break (XE2NP3151)			ISO M16 x 1.5	XCKT2501P16	0.130
			Pg 11	XCKT2501G11	0.130

(1) For programming see page 1/130.

(2) : bodies with contact assuring positive opening operation.

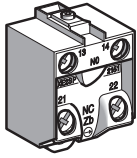
Limit switches

OsiSense XC Standard

Compact design, metal, type XCKD or plastic, types XCKP and XCKT

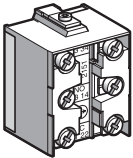
Adaptable sub-assemblies: contact blocks

561393



XE2●●21●●

561394



XE3●●21●●

Contact blocks with screw clamp terminals for XCKD and XCKP

Type of contact	Positive operation (1)	Scheme	Reference for standard contacts	Weight kg
2-pole				
NC + NO snap action	⊕		XE2SP2151	0.020
NC + NC simultaneous, snap action	⊕		XE2SP2141	0.020
NC + NO break before make, slow break	⊕		XE2NP2151	0.020
NO + NC make before break, slow break	⊕		XE2NP2161	0.020
NC + NC simultaneous, slow break	⊕		XE2NP2141	0.020
NO + NO simultaneous, slow break	-		XE2NP2131	0.020
3-pole				
NC + NO + NO snap action	⊕		XE3SP2151	0.035
NC + NC + NO snap action	⊕		XE3SP2141	0.035
NC + NC + NO break before make, slow break	⊕		XE3NP2141	0.035
NC + NO + NO break before make, slow break	⊕		XE3NP2151	0.035

Contact blocks with screw clamp terminals for XCKT

Type of contact	Positive operation (1)	Scheme	Reference for standard contacts	Weight kg
2-pole				
NC + NO snap action	⊕		XE2SP3151	0.015
NC + NO break before make, slow break	⊕		XE2NP3151	0.015
NO + NC make before break, slow break	⊕		XE2NP3161	0.015
NC + NC simultaneous, slow break	⊕		XE2NP3141	0.015
NO + NO simultaneous, slow break	-		XE2NP3131	0.015

(1) ⊕: contact blocks assuring positive opening operation.