



DATA SHEET







VERTICAL LIQUID COLUMN MANOMETERS



GF series

Pressure / Depression

The GF range of vertical liquid column manometers, developed and manufactured by Sauermann, are mainly for checking pressures in gas networks.

-  "U"-shaped column for measuring consecutively positive and negative pressures
-  Measurement by addition of values read on each column
-  For fixed and portable use
-  Zero adjustment by moving the slide strip
-  Possibility of resisting static pressures over 10 bars
-  Altuglas column sunk into the solid block

Measuring range

	Reference	Measuring range		Resolution
		mm H ₂ O	mbar	
VF1 liquid	GF 500	250 - 0 - 250	25 - 0 - 25	1 mm H ₂ O or 0.5 mbar
	GF 1000	500 - 0 - 500	50 - 0 - 50	1 mm H ₂ O or 0.5 mbar

Supplied with bottle of VF1 liquid, 2 screws and rawplugs

General features

Recommended range of use	From +5 to +30 °C
Possible range of use	From -30 to +60 °C
Maximum static pressure	14 bars
Manometer body	20 mm thick PVC
Liquid column	Tube Ø 6 x 10 mm
Graduated slide strip	Transparent altiglas. Cross-section 54 x 3 mm
Zero adjustment	By moving the graduated slide strip, travel 20 mm Fixed via milled, nickel-plated brass screw
Manometric liquid	VF1 liquid, density 1
Connection	Ø 5 x 8 mm semi-rigid crystal tube on Ø 6.2 Delrin ribbed connectors with M 7 x 100 thread
Wall mounting	2 screws Ø 5 x 25 mm

Dimensions

Reference	GF 500	GF 1000
a	607 mm	1107 mm
b	70 mm	70 mm
c	25 mm	25 mm
Distance between tubes	571 mm	1071 mm
Weight	540 g	980 g

Mounting

1. Mount the manometer on a wall or partition wall with two maximum Ø 5 x 25 mm screws.
2. Unscrew the left-hand connector and slowly pour the manometric liquid to zero point on the graduation.
3. Remount the connector without overtightening.
4. Connect the manometer with the Ø 5 x 8 mm crystal tube to the pressure or depression source to be checked.

Note:

For a **pressure** measurement: connect the crystal tube to the **right-hand connector (+)**

For a **depression** measurement: connect the crystal tube to the **left-hand connector (-)**

For a **differential pressure**: connect the highest pressure to the **right-hand connector (+)** and the lowest pressure to the **left hand connector (-)**

