

› Industrial Power Supply IPS12

- › Industrial 12 V --- Power Supplies range from 60 to 216 W
- › High Efficiency, up to 87% @ 230 V \sim
- › DIN Rail Mount
- › UL & CE Certifications



Selection Guide			
Nominal Output Voltage	Maximum Output Power	Maximum Output Current	Part Number
12 V ---	60 W	5 A	89 452 061
	96 W	8 A	89 452 121
	216 W	18 A	89 452 241

	12 V --- 60 W	12 V --- 96 W	12 V --- 216 W
General Characteristics			
Part Number	89 452 061	89 452 121	89 452 241
Product Certification	CE, UKCA, UL		
Line Dip (200~240 V \sim)	Voltage Dips & Interruptions. IEC 61000-4-11 Criteria A & B		
Protection against Radio Interference	CE: CISPR11-A; RE: CISPR22-A		
Emission	EN 61000-3-2		
Power Factor & Harmonic Correction (PFHC)	IEC 61000-3-2		
Power Supply Earthing	Available		
Isolation Class / Class of Protection	Class I		
Pollution	Degree 2, Group II b		
Operating Altitude	2000 m		
Vibration	Component: 10 ~ 500 Hz, 2G 10min/1cycle, period for 60 min, each along X, Y, Z axes		
Shock (In package)	Non-Operations Vibration, 10~500 Hz 2G 10 Min/1 Cycle Period for 60 Min each along X, Y, Z axes		
Immunity	EN 61000-4-2 (Level 4 & 3) EN 61000-4-3 (Level 3) EN 61000-4-4 (Level 3) EN 61000-4-5 (Level 3) EN 61000-4-6 (Level 3) EN 61000-4-8 (Level 4) EN 61000-4-11 (Class 3) IEC/EN 62368-1		
Operating Temperature	-25 \rightarrow +50 $^{\circ}\text{C}$ (see derating curve)		
Operating Humidity	5 \rightarrow 95 % max. (No condensing)		

You have a project? Contact us on www.crouzet.com

Description:

Crouzet range of DIN Rail industrial power supplies, from 60 to 216 W at 12 V --- . With its narrow width (from 43 to 50 mm max), they are designed for a wide range of industrial applications. Characterised by their wide voltage input ranges (90 to 264 V \sim), they allow the supply of single-phase mains electric power to DC power lines. With a high efficiency of up to 87 % @230 V, these new power supplies will fully satisfy the needs of 24 V --- applications.

For more information about Crouzet's Industrial Power Supply range, please visit www.crouzet.com.

	12 V --- 60 W	12 V --- 96 W	12 V --- 216 W
Storage Temperature	-40 °C → +85 °C		
Storage Humidity	5 → 95 % max. (No condensing)		
Cooling	Convection		
Screw Terminals Connection Capacity	AWG 12-26		
Case Colour	Grey RAL 7035		
Protection Degree	IP20		
Weight	285 g	350 g	645 g
Dimensions (mm)	43 x 109.8 x 102.7 mm		50 x 136 x 135 mm

Electrical Characteristics			
Input Voltage	90 V \sim → 264 V \sim		
Frequency	50/60 Hz		
Nominal Output Voltage	12 V ---		
Line Regulation	< 1 % of Vout		
Load Regulation	± 1 %		
Output Voltage Range	12 – 14 V ---		
Input Current	1.2 A / 0.8 A (Typ. 115/230 V \sim)	2.2 A / 1.5 A (Typ. 115/230 V \sim)	2.4 A / 1.2 A (Typ. 115/230 V \sim)
Maximum Output Current	5 A	8 A	18 A
Maximum Output Power	60 W	96 W	216 W
Inrush Current	< 48 A cold start (Typ. 264 V \sim)*		< 60 A cold start (Typ. 264 V \sim)*
Ripple and Noise	< 1 % of Vout		
Temperature Coefficient	NA		
No Load Input Power	<0.5 W @115 V \sim	<1.2 W @115 V \sim	<1.6 W @115 V \sim
Efficiency	>86 % (Typ. 230 V \sim)	>89 % (Typ. 230 V \sim)	>92 % (Typ. 230 V \sim)
Power Factor	NA		>0.95 at full load
Hold-Up Time	≥ 60 ms at 230 V \sim & ≥15 ms at 115 V \sim		>25 ms at 12V & >16 ms at 14V
Over-Voltage Protection	16 V --- ± 1 V ---		
Over-Current Protection	>110% "Hiccup" with automatic recovery		
Upstream Protection of Power Supply	See Instruction Manual		
Withstand Voltage	I/P to Earth: 2500 V \sim I/P to O/P: 4000 V \sim O/P to Earth: 1500 VA		I/P to Earth: 2500 V \sim I/P to O/P: 4000 V \sim O/P to Earth: 1500 V \sim O/P to DCOK: 500 V \sim
Isolation Resistance	> 100 M Ω (500 V ---) @ 25 °C, 70 % RH		
Status Indication	DC OK LED (green)		
Series Operation	Possible, See Instruction Manual		
Transient Response Deviation	< 5 % (50 % to 100 % step load charge)		
Transient Response Recovery Time	Recovery to set value in <ms (50 % to 100 % step load charge)		
DC Ok Signal	N/A		Contact closes @ 23.0V (typ.) Contact opens @ 22.5V (typ.) Contact Rating: 30 V --- 1 A; 60 V --- 0.5 A; 125 V \sim 0.5 A; resistive load, min current 1 mA

* at Maximum Output Power, Ta = 25 °C

12 V $\ddot{=}$ 60 W

12 V $\ddot{=}$ 96 W

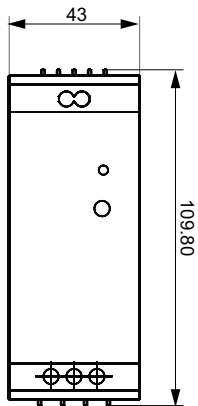
12 V $\ddot{=}$ 216 W

Drawings

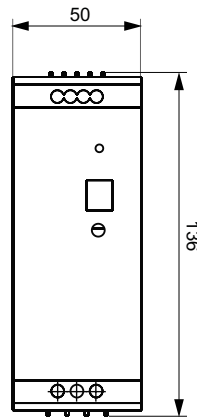
Dimensions (mm)

Front View

12 V $\ddot{=}$ 60 W / 12 V $\ddot{=}$ 96 W

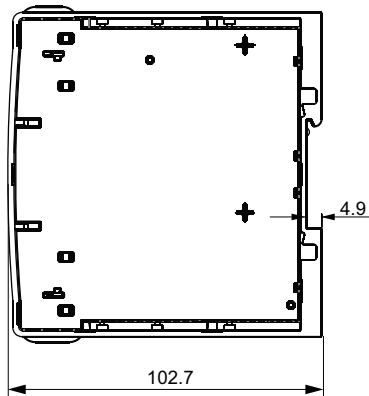


12 V $\ddot{=}$ 216 W

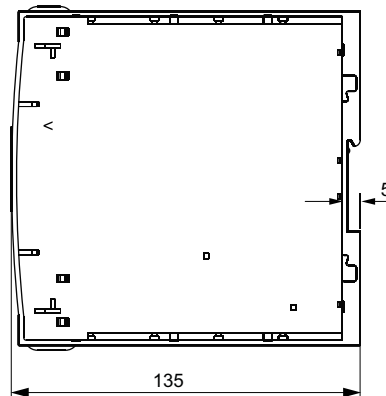


Side View

12 V $\ddot{=}$ 60 W / 12 V $\ddot{=}$ 96 W

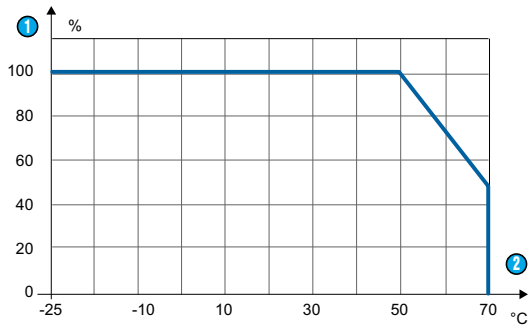


12 V $\ddot{=}$ 216 W



Curves

12 V $\ddot{=}$ 60 W - 96 W - 216 W



- ① Output Power (%)
- ② Ambient (°C)

Standards

UL 508 approved (E522848)

Designed to meet IEC 62368-1

Warning:

The product information contained in this catalogue is given purely as information and does not constitute a representation, warranty or any form of contractual commitment. Crouzet and its subsidiaries reserve the right to modify their products without notice. It is imperative that we should be consulted over any particular use or application of our products and it is the responsibility of the buyer to establish, particularly through all the appropriate tests, that the product is suitable for the use or application. Under no circumstances will our warranty apply, nor shall we be held responsible for any application (such as any modification, addition, deletion, use in conjunction with other electrical or electronic components, circuits or assemblies, or any other unsuitable material or substance) which has not been expressly agreed by us prior to the sale of our products.