

### FEATURES

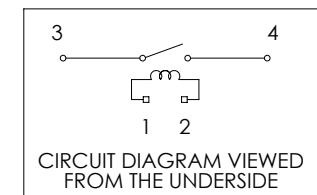
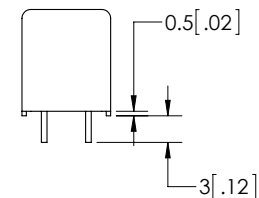
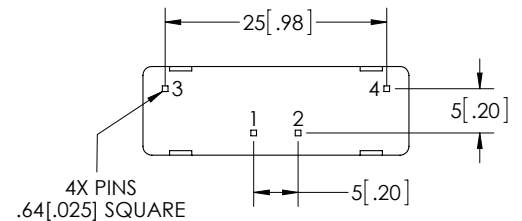
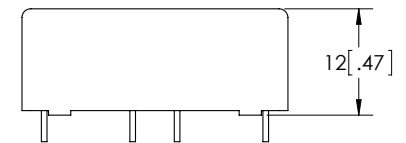
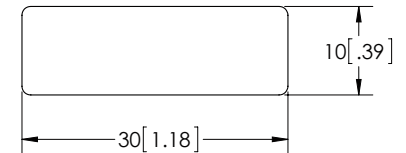
- > RF efficient design offers high power handling in a small package
- > Coil choices of 5, 12 or 24Vdc accommodate virtually any drive circuit
- > Can be mounted in any position, any axis
- > Vacuum dielectric provides low and stable contact resistance



### PRODUCT SPECIFICATIONS

Contact & Relay Ratings	Units	GR4ETA
<b>Contact Form</b>		A
<b>Contact Arrangement</b>		SPST-NO
Contact Material		Rhodium
Dielectric		Vacuum
<b>Voltage, Operating Max</b>	kV Peak	4
<b>Current, Continuous Carry Max</b> - not switching	Amps	5*
<b>Resistance, Contact Max</b>	ohms	0.03
<b>Capacitance</b>		
Across Open Contacts	pF	<0.1
Closed Contacts to Ground	pF	<0.1
<b>Operate Time*</b>	ms	1
<b>Release Time*</b>	ms	1
<b>Life, Mechanical</b>	cycles	10 million
<b>Weight, Nominal</b>	g (oz)	5 (0.18)
<b>Vibration, Operating, Sine ((10-2000 Hz Peak)</b>	G's	30
<b>Shock, Operating, 1/2 Sine 11ms (Peak)</b>	G's	100
<b>Temperature Ambient Operating</b>		
Operating	°C	-40 to +85
Storage	°C	-40 to +110

\*Operation and release times are with external diode suppression, @ 25°C



### PART NUMBER SYSTEM

GR4ETA	3	3	5
<b>Coil Voltage</b>	1 = 5 Vdc 2 = 12 Vdc 3 = 24 Vdc		
<b>High Voltage Connections</b>		3 = PCB Pins	
<b>Mounting</b>			5 = PC Board

### COIL RATINGS

Nominal, Volts dc	5	12	24
Pick-up, Volts dc, Max.	4	9.6	19
Drop-Out, Volts dc	1	2	4
Coil Resistance (Ohms ±10%)	120	750	2000