

# Accessories

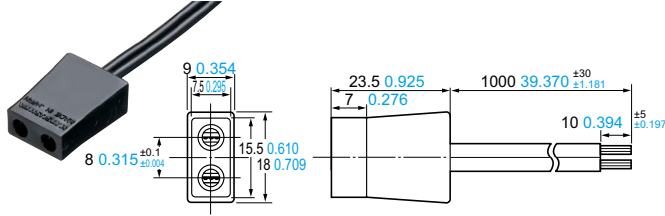
- FIBER SENSORS
- LASER SENSORS
- PHOTOELECTRIC SENSORS
- MICRO PHOTOELECTRIC SENSORS
- AREA SENSORS
- SAFETY LIGHT CURTAINS / SAFETY COMPONENTS
- PRESSURE / FLOW SENSORS
- INDUCTIVE PROXIMITY SENSORS
- PARTICULAR USE SENSORS
- SENSOR OPTIONS
- SIMPLE WIRE-SAVING UNITS
- WIRE-SAVING SYSTEMS
- MEASUREMENT SENSORS
- STATIC CONTROL DEVICES
- LASER MARKERS
- PLC
- HUMAN MACHINE INTERFACES
- ENERGY MANAGEMENT SOLUTIONS
- FA COMPONENTS
- MACHINE VISION SYSTEMS
- UV CURING SYSTEMS
- Timers
- Time Switches
- Counters
- Hour Meters
- Options
- Limit Switches
- Temperature Controllers
- Solenoids
- Fan Motors

## Dimensions (mm in) Plug cord for AC Fan Motor

2-terminals type

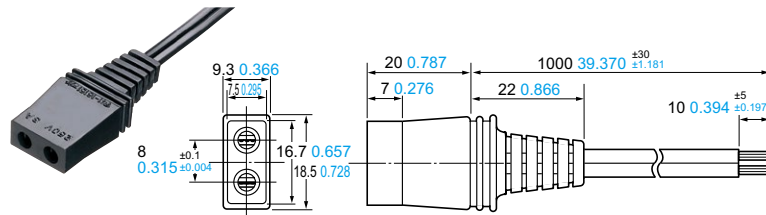
### ASE51100

For inside of appliance  
Flat type 2-core cord (20/0.18)



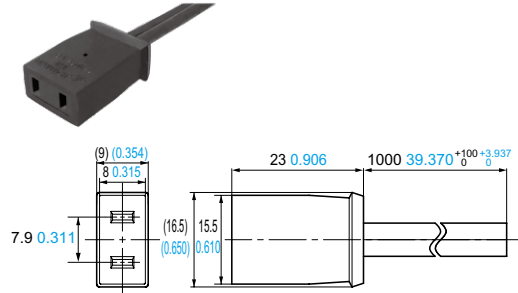
### ASE51107

Flat type 2-core cord (30/0.18)



### ASEP51109

UL/c-UL: FILE NO.E43202  
Flat type 2-core cord  
AWG18

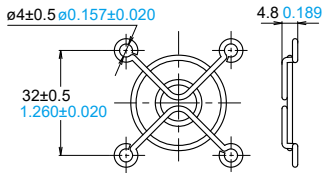


\*Non-indicated tolerance is  $\pm 1 \pm 0.039$ .

## Fan guard

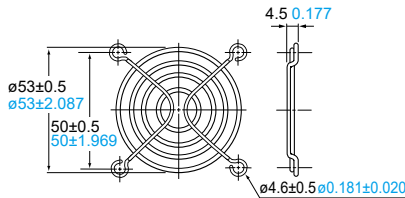
### ASFN48001

For  $\square 40$ , compliant with UL/CSA  
Material used: Steel



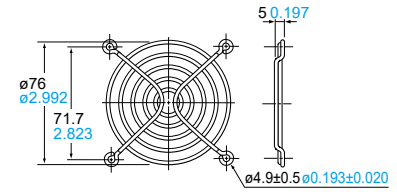
### ASFN68001

For  $\square 60$ , compliant with UL/CSA  
Material used: Steel



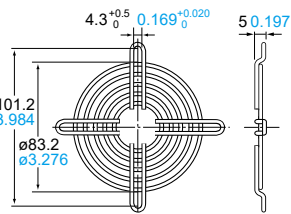
### ASFN88001

For  $\square 80$ , compliant with UL/CSA  
Material used: Steel



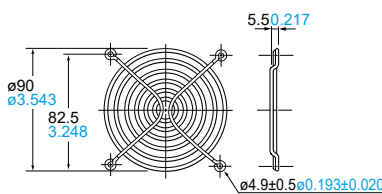
### ASEN88001

Material used: Steel



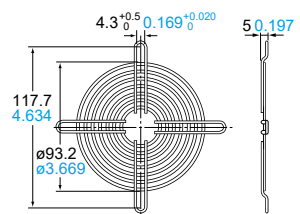
### ASFN98001

For  $\square 92$ , compliant with UL/CSA  
Material used: Steel



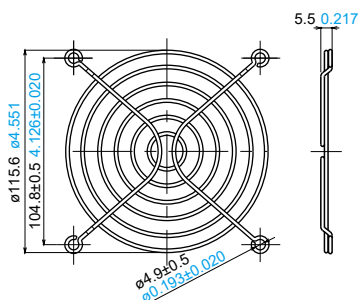
### ASEN98001

Material used: Steel



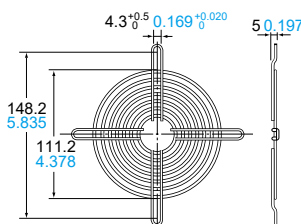
### ASFN18001

For  $\square 120$ , compliant with UL/CSA  
Material used: Steel



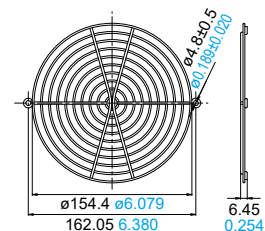
### ASEN18001

Material used: Steel



### ASEN58001

For  $150 \times 172$  5.906  $\times$  6.772, compliant with UL/CSA  
Material used: Steel



\*Non-indicated tolerance is  $\pm 1 \pm 0.039$ .

- FIBER SENSORS
- LASER SENSORS
- PHOTOELECTRIC SENSORS
- MICRO PHOTOELECTRIC SENSORS
- AREA SENSORS
- SAFETY LIGHT CURTAINS / SAFETY COMPONENTS
- PRESSURE / FLOW SENSORS
- INDUCTIVE PROXIMITY SENSORS
- PARTICULAR USE SENSORS
- SENSOR OPTIONS
- SIMPLE WIRE-SAVING UNITS
- WIRE-SAVING SYSTEMS
- MEASUREMENT SENSORS
- STATIC CONTROL DEVICES
- LASER MARKERS
- PLC
- HUMAN MACHINE INTERFACES
- ENERGY MANAGEMENT SOLUTIONS
- FA COMPONENTS
- MACHINE VISION SYSTEMS
- UV CURING SYSTEMS

- Timers
- Time Switches
- Counters
- Hour Meters
- Options
- Limit Switches
- Temperature Controllers
- Solenoids
- Fan Motors

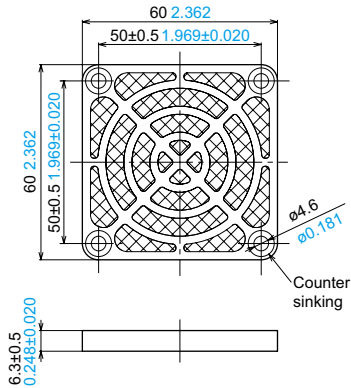
- Selection Guide
- Product Types
- Accessories

Fan motor filter

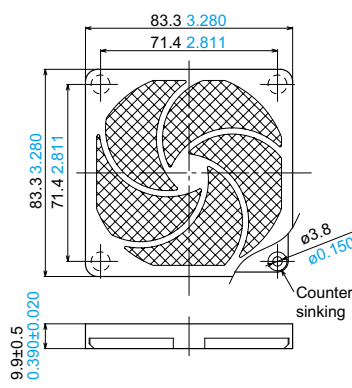


(ASEN18002)

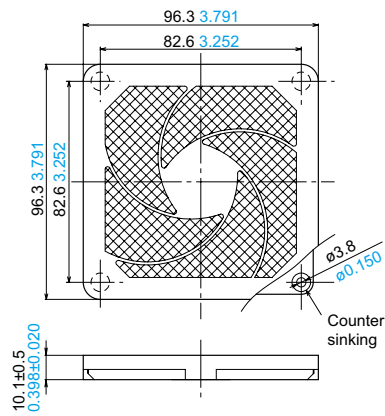
ASEN68002  
For □60



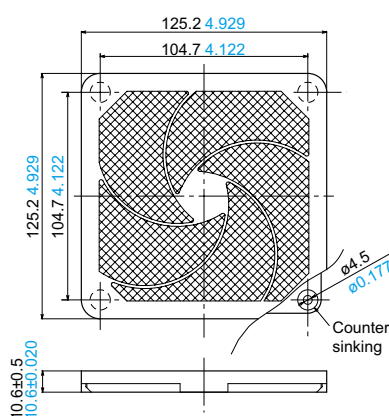
ASEN88002  
For □80



ASEN98002  
For □92



ASEN18002  
For □120



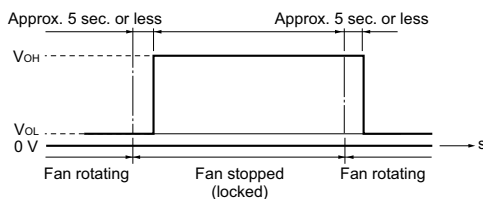
\*Non-indicated tolerance is ±1 ±0.039.

FUNCTIONS OF DC FAN SENSOR

In case of the fan stops as a result of forced external restraint, a signal will be generated to indicate that there is a problem. This signal can be used to control an external warning circuit in order to help prevent the device from overheating. Although there are various detection methods for this sensor, we adopt the method that uses a logic circuit.

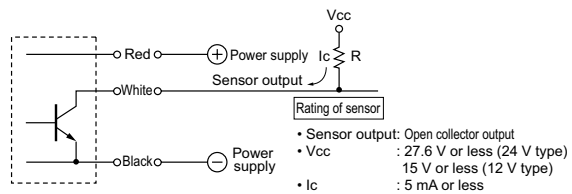
Lock sensor specifications

Output waveform



- \* Output may be high for approximately 0.5 seconds when power is turned on.
- \* The continually high output waveform type when fan is stopped (locked) is standard. A high/low output waveform type and output waveform type that corresponds to the rotation frequency during fan rotation are available by special order. Please inquire for details.

Sensor output circuit



- Notes: 1) Set the resistance value (R) so that the sensor circuit current (Ic) does not exceed 5 mA.
- 2) When using at TTL level, the sensor circuit current (Ic) should be approximately 2 mA.
- \* Exceeding the values above may lead to IC damage.