

Sub-subminiatures

→ 83 141 0



- Very compact dimensions Short differential travel
- Operating temperature -50°C to +125°C
- Choice of actuators and fixing positions



Main specifications

		Plunger-operated 83 141 0
Function	Connections	83 141 0
I (changeover)	W2 solder	
Electrical characteristics		
Rating nominal / 250 V AC (A)		1
Rating thermal / 250 V AC (A)		8.5
Mechanical characteristics		
Maximum operating force (N)		2
Min. Release force (N)		0.4
Maximum total travel force (N)		2.1
Max. permitted overtravel force (N)		10
Rest position max. (mm)		8.9
Tripping point (mm)		8.4 ^{+0.20}
Differential travel (mm)		0.02 → 0.1
Min. overtravel (mm)		0.1
Ambient operating temperature (°C)		-50 → +125
Mechanical life (operations)		10 ⁵
Contact gap (mm)		0.3
Weight (g)		1

Additional specifications

Components

Material

- Case : glass-filled diallyl-phthalate resin
- Contacts : silver
- Terminals : gold-plated brass

Lever

- stainless steel

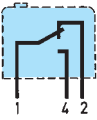
Product adaptations



- Special levers
- Approvals : UL/CSA

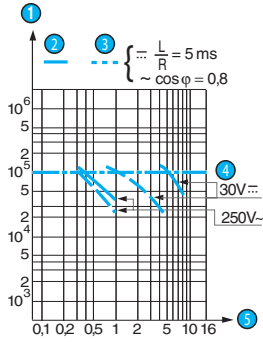
Principles

Single break changeover switch



Curves

Operating curve for type 83 141 0

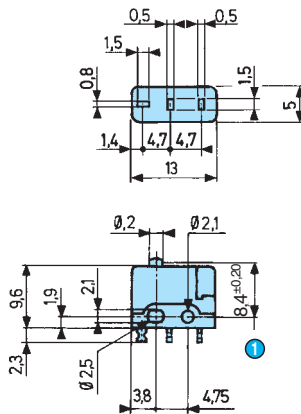


- 1 Number of cycles
- 2 Resistive circuit
- 3 Inductive circuit
- 4 Mechanical life limit
- 5 Current in Amps

Dimensions

→ Product

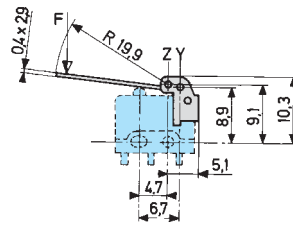
83 141 0



1 Tripping point

→ Actuators and fixing positions

Lever : mounting position



Standard mounting Z

Straight lever 55B



→ Actuators

Mounting position table

	Y	Z*
Tripping point	9,3±0,45	9,2±0,65
Operating force max.	1	0,8
Release force - min.	0,2	0,15
Pre-travel - max.	1,25	1,8
Differential travel	0,17±0,09	0,25±0,11
Total travel max.	1,6	2,25

* Except where otherwise indicated, the lever is mounted in position Z, which must always be done in our factory.

Other information

Mounting - Operation

See basic technical concepts