

Level control

→ ENR



- Regulation of two levels (minimum / maximum)
- Monitoring filling (UP) or emptying (DOWN), selected by a switch on the front panel
- Probes supplied with AC current
- Sensitivity adjustable on front panel from 5 kΩ to 100 kΩ



Part numbers

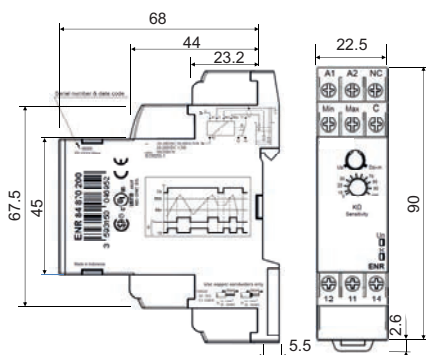
Type	Characteristics	Voltages	Code
ENR	Monitoring filling (UP) Monitoring emptying (DOWN)	24 → 240 V \sim	84 870 200

General characteristics

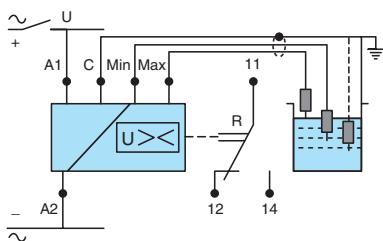
Characteristics	
Supply voltage range	24 → 240 V \sim
Operating range	20.4 → 264 V \sim
Maximum power consumption	\sim 5 VA, \equiv 1.5 W
Adjustable sensitivity	5 kΩ → 100 kΩ
Measurement accuracy (at maximum sensitivity)	± 30 %
Electrode voltage (max)	12 V \sim
Electrode current (maximum)	1 mA
Maximum cable capacity	10 nF
Response time high level	300 ms
Response time low level	500 ms
Output relay (according to AC1 resistive load)	1 changeover relay 8 A AC max.
Isolation of contacts and electrodes from power supply	2.5 kV \sim
Operating temperature range (°C)	-20 → +50 °C
Storage temperature range (°C)	-40 → +70 °C
Weight (g)	91

Dimensions (mm)

ENR



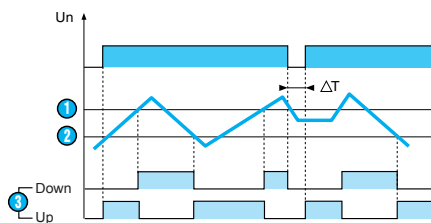
ENR



A1-A2 : power supply

Principles

Monitoring filling or emptying ENR



Operating principle

Monitoring maximum and/or minimum levels of conductive liquids (tap water, sea water, waste water, chemical solutions, coffee, etc).

The principle is based on measuring the apparent resistance of the liquid between two submerged probes. When this value is lower than the preset threshold displayed on the unit's front panel, the output relay changes state. To prevent any occurrences of electrolysis, an AC current is passed through the probes. Areas of application include the agri-food, chemical and other industries.

Adjusting two levels : Minimum/Maximum

The output relay changes state when the level of liquid reaches the maximum electrode, with the minimum electrode submerged. It returns to its initial state when the minimum probe is no longer in contact with the liquid.

Note

If the power break T lasts for 1 second or more, the relay reenergises when in "UP" mode and is de-energised when in "DOWN" mode.

- ① Maximum level
- ② Minimum level
- ③ Output relay : Down or Up

Other information

Note

The probe cable (maximum length 100 metres) does not have to be screened, but avoid mounting it in parallel with the power supply cables. A screened cable can be used with the screening connected to the common terminal.