

# Pendant control stations





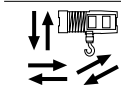

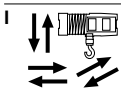

Double insulated, type XACB

For control circuits

Complete stations "ready for use"

(with snap action contact blocks)

## For control of single-speed motors

Functions	Number of operators	Contact blocks and scheme Per direction	Reference	Weight kg
	<b>2</b> without mechanical interlocking	1 C/O snap action XESB2011 	<b>XACB281</b>	0.850
	<b>4</b> without mechanical interlocking	1 C/O snap action XESB2011 	<b>XACB481</b>	1.100
	<b>6</b> without mechanical interlocking	1 C/O snap action XESB2011 	<b>XACB681</b>	1.300
	<b>8</b> without mechanical interlocking	1 C/O snap action XESB2011 	<b>XACB881</b>	1.550

DF56564



XACB281

DF56565



XACB481

DF56566



XACB681

DF56567



XACB881

# Pendant control stations

Double insulated, type XACB  
For power circuits (direct switching)  
Complete stations "ready for use"



## For control of single-speed motors

Functions	Number of operators	Contact blocks Per direction	For Emergency stop	Maximum operational power/400 V	Reference	Weight kg
	2 mechanically interlocked	2-pole XESD1191(1)	–	2.2 kW	<b>XACB219</b>	0.355
		3-pole XESD2201(1)	–	3 kW	<b>XACB220</b>	0.355
	2 mechanically interlocked + 1 trigger action latching Emergency stop Ø 40 mm operator ZA2BS844	2-pole XESD1191(1)	1 N/C + N/C + N/C XACS499	2.2 kW	<b>XACB3195 ▲</b>	0.940
		3-pole XESD2201(1)	1 N/C + N/C + N/C XACS499	3 kW	<b>XACB3205 ▲</b>	1.000
	4 mechanically interlocked between pairs	2-pole XESD1191(1)	–	2.2 kW	<b>XACB491</b>	1.200
		3-pole XESD2201(1)	–	3 kW	<b>XACB493</b>	1.330
	4 mechanically interlocked between pairs + 1 trigger action latching Emergency stop Ø 40 mm operator ZA2BS844	2-pole XESD1191(1)	1 N/C + N/C + N/C XACS499	2.2 kW	<b>XACB4916 ▲</b>	1.260
		3-pole XESD2201(1)	1 N/C + N/C + N/C XACS499	3 kW	<b>XACB4936 ▲</b>	1.390
	4 mechanically interlocked between pairs + 1 trigger action latching Emergency stop Ø 40 mm operator ZA2BS844 mounted in base	2-pole XESD1191(1)	1 N/C + N/C + N/C XACS3991	2.2 kW	<b>XACB4915 ▲</b>	1.350
		3-pole XESD2201(1)	1 N/C + N/C + N/C XACS3991	3 kW	<b>XACB4935 ▲</b>	1.480

(1) Trigger action mechanically latching Emergency stop pushbuttons conform to standards EN/IEC 60204-32, EN/ISO 13850, Machinery directive 98/37/EC and standard EN/IEC 60947-5-5.

▲ Available 4<sup>th</sup> quarter of 2013


# Pendant control stations

Double insulated, type XACB  
For power circuits (direct switching)  
Complete stations "ready for use"

3



XACB691  
XACB693



XACB6916  
XACB6936



XACB6915  
XACB6935



XACB229



XACB3295

### For control of single-speed motors (continued)

Functions	Number of operators	Contact blocks		Maximum operational power/400 V	Reference	Weight kg
		Per direction	For Emergency stop			
 6 mechanically interlocked between pairs		2-pole XESD1191(1)	–	2.2 kW	<b>XACB691</b>	1.350
		3-pole XESD2201(1)	–	3 kW	<b>XACB693</b>	1.550
6 mechanically interlocked between pairs + 1 trigger action latching Emergency stop Ø 40 mm operator ZA2BS844		2-pole XESD1191(1)	1 N/C + N/C + N/C XACS499	2.2 kW	<b>XACB6916 ▲</b>	1.410
		3-pole XESD2201(1)	1 N/C + N/C + N/C XACS499	3 kW	<b>XACB6936 ▲</b>	1.610
6 mechanically interlocked between pairs + 1 trigger action latching Emergency stop Ø 40 mm operator ZA2BS844 mounted in base		2-pole XESD1191(1)	1 N/C + N/C + N/C XACS3991	2.2 kW	<b>XACB6915 ▲</b>	1.500
		3-pole XESD2201(1)	1 N/C + N/C + N/C XACS3991	3 kW	<b>XACB6935 ▲</b>	1.700

### For control of 2-speed motors

Functions	Number of operators	Contact blocks		Maximum operational power/400 V	Reference	Weight kg
		Per direction	For Emergency stop			
 2 mechanically interlocked		2-pole XESD1291(1)	–	2.2 kW	<b>XACB229</b>	0.405
2 mechanically interlocked + 1 trigger action latching Emergency stop Ø 40 mm operator ZA2BS844		2-pole XESD1291(1)	1 N/C + N/C + N/C XACS499	2.2 kW	<b>XACB3295 ▲</b>	0.990

(1) Trigger action mechanically latching Emergency stop pushbuttons conform to standards EN/IEC 60204-32, EN/ISO 13850, Machinery directive 98/37/EC and standard EN/IEC 60947-5-5.

▲ Available 4<sup>th</sup> quarter of 2013

# Pendant control stations

Double insulated, type XACB

For control or power circuits

Empty enclosures



XACB02●●

XACB04●●



XACB06●●

XACB08●●



XACB12●●

XACB120

## Empty enclosures for control circuits or power circuits (1)

Description	Protective cable sleeve	Number of cut-outs	Cut-out in base of enclosure	Reference	Weight kg
<b>Empty enclosures (1) Double insulated for "Small hoist" applications</b>	For cable Ø 7...13 mm	2	Without	<b>XACB020</b>	0.760
		3	Without	<b>XACB030</b>	0.760
<b>Empty enclosures (1) Double insulated for "General purpose" applications</b>	For cable Ø 10...22 mm	2	Without	<b>XACB02</b>	0.760
			With	<b>XACB021</b>	0.760
		4	Without	<b>XACB04</b>	1.000
			With	<b>XACB041</b>	1.000
		6	Without	<b>XACB06</b>	1.160
			With	<b>XACB061</b>	1.160
		8	Without	<b>XACB08</b>	1.330
			With	<b>XACB081</b>	1.330
12 in 2 rows of 6	Without	<b>XACB12</b>	1.460		
	With	<b>XACB121</b>	1.460		
For cable Ø 22...35 mm	2	Without	<b>XACB025</b>	0.960	
		With	<b>XACB0215</b>	0.960	
	4	Without	<b>XACB045</b>	1.200	
		With	<b>XACB0415</b>	1.200	
	6	Without	<b>XACB065</b>	1.360	
		With	<b>XACB0615</b>	1.360	
	8	Without	<b>XACB085</b>	1.530	
		With	<b>XACB0815</b>	1.530	
	12 in 2 rows of 6	Without	<b>XACB125</b>	1.660	
		With	<b>XACB1215</b>	1.660	

## Empty enclosures for control circuits (1)

Description	Protective cable sleeve	Number of cut-outs	Cut-out in base of enclosure	Reference	Weight kg
<b>Empty enclosures (1) Double insulated for "General purpose" applications</b>	For cable Ø 10...22 mm	12 in 1 row	Without	<b>XACB120</b>	1.330
			With	<b>XACB1201</b>	1.330
Operator cut-out centres: 30 mm	For cable Ø 22...35 mm	12 in 1 row	Without	<b>XACB1205</b>	1.530
			With	<b>XACB12015</b>	1.530

## Variable composition stations, factory assembled

Use the order form on page 3/31 to define the required configuration

**Equipment:** contact blocks, operating heads (control and signalling), complementary accessories

See separate components, pages 3/18 to 3/29

(1) Enclosure comprising:

- the enclosure,
- protective cable sleeve,
- cable tie (for tightening sleeve onto cable): for cable Ø 7...13 mm, Ø 10...22 mm or Ø 22...35 mm,
- internal cable clamp,
- suspension ring,
- bezel tightening key.

# Pendant control stations

Double insulated, type XACB


For control circuits

Separate components and spare parts


## Contact blocks for front mounting, slow break

Description	Application	Function	Scheme	Operator centres mm	Reference	Weight kg
<b>Spring return</b>						
<b>Single block</b> 1 spring return operator	Single-speed	N/O		30 or 40	<b>XENC1111</b>	0.020
		N/C		30 or 40	<b>XENC1121</b>	0.020
		N/O + N/O		30 or 40	<b>XENC1131</b>	0.020
		N/C + N/C		30 or 40	<b>XENC1141</b>	0.020
		N/C + N/O		30 or 40	<b>XENC1151</b>	0.020
		C/O + N/O		30 or 40	<b>XENB1491</b>	0.050
	2-speed	2 step N/O + N/O staggered		30 or 40	<b>XENB1181</b>	0.050
		2 step C/O + N/O staggered		30 or 40	<b>XENB1191</b>	0.050
<b>Double block</b> 2 spring return operators mechanically interlocked	Single-speed	N/O + N/O simultaneous		30	<b>XEND1611</b>	0.110
				40 (1)	<b>XEND2611</b>	0.110
	2-speed	2 step N/O + N/O staggered		30	<b>XEND1621</b>	0.110
				40 (1)	<b>XEND2621</b>	0.110

(1) These contact blocks cannot be mounted in enclosures XACB120 (12 operators in 1 row).



XENC1111



XENB1181



XEND2611

# Pendant control stations

Double insulated, type XACB


For control circuits

Separate components and spare parts

## Contact blocks for front mounting, slow break (continued)

Description	Application	Function	Scheme	Operator centres	Reference	Weight
				mm		kg

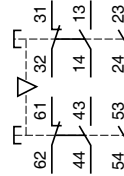
### Spring return (continued)



XEND2641

**Double block**  
2 spring return operators  
mechanically interlocked

Single-speed C/O + N/O



30


**XEND1631**

0.110

40 (1)

**XEND2631**

0.110

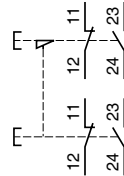


XEND3801

### Latching

**Double block**  
1 latching operator released  
by 1 spring return operator

Single-speed N/C + N/O



30

**XEND3801**

0.170

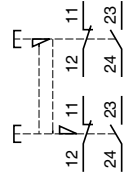
40 (1)

**XEND4801**

0.170

**Double block**  
2 latching operators

Single-speed N/C + N/O



30


**XEND3811**

0.170

40 (1)

**XEND4811**

0.170




XESB2011

## Contact blocks for front mounting, snap action

Description	Application	Function	Scheme	Operator centres	Reference	Weight
				mm		kg

### Spring return



XESD1181

**Single block**  
1 spring return operator (2)

Single-speed C/O



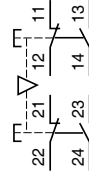
40 (1)

**XESB2011**

0.030

**Double block**  
2 spring return operators  
mechanically interlocked

Single-speed C/O

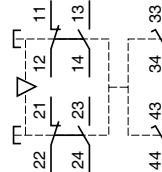


40 (1)

**XESD1181**

0.140

2-speed C/O + N/O  
staggered



40 (1)

**XESD1281**

0.190

(1) These contact blocks cannot be mounted in enclosures XACB120● (12 operators in 1 row).  
(2) Only for mounting with operators XACB91●●.

# Pendant control stations

Double insulated, type XACB


For control circuits

Separate components and spare parts



XACS41

Contact blocks for front mounting (1)				
Description	Function	Scheme	Reference	Weight kg
Spring return Slow break Operator centres 30 or 40 mm	N/O		XACS411	0.070
	N/C		XACS412	0.070
	N/O + N/O		XACS413	0.070
	N/C + N/C		XACS414	0.070
	N/C + N/O		XACS415	0.070



XACS411

Contact blocks for base mounting (1)				
Description	Function	Scheme	Reference	Weight kg
Spring return Slow break	N/O		XACS4111	0.100
	N/C		XACS4121	0.100
	N/O + N/O		XACS4131	0.100
	N/C + N/C		XACS4141	0.100
	N/C + N/O		XACS4151	0.100



XACV06

Pilot light bodies for front mounting				
Description	Supply voltage	Scheme	Reference	Weight kg
Direct supply Bulb not included (2)	≤ 400 V		XACV06	0.050
Direct supply, through resistor Incandescent BA 9s base fitting 130 V bulb included	230 V		XACV07	0.055

(1) Mounting with operating heads ZA2B●●● (see page 3/23).

(2) Bulb type for use with direct supply units: BA 9s base fitting incandescent bulb  $U \leq 130$  V or neon bulb  $110$  V  $\leq U \leq 400$  V. Maximum power: 2.6 W, maximum  $\varnothing$ : 11 mm, maximum length: 26 mm. See page 3/25.



# Pendant control stations


Double insulated, type XACB

For power circuits (direct switching)


Separate components and spare parts

## Contact blocks, snap action

Description	Application	Function	Max. power/400 V	Scheme	Reference	Weight kg
<b>Double block 2-pole</b> 2 spring return operators mechanically interlocked (operator centres: 40 mm)	Single-speed	N/O + N/O	2.2 kW		<b>XESD1191</b>	0.140
	2-speed	N/O + N/O + 1 C/O staggered auxiliary contact (1)	2.2 kW		<b>XESD1291</b>	0.190
<b>Double block 3-pole</b> 2 spring return operators mechanically interlocked (operator centres: 40 mm)	Single-speed	N/O + N/O + N/O	3 kW		<b>XESD2201</b>	0.200
		N/O + N/O + N/O + 1 N/O simultaneous auxiliary contact (1)	3 kW		<b>XESD2241</b>	0.210
		N/O + N/O + N/O + 1 N/O staggered auxiliary contact (1)	3 kW		<b>XESD2251</b>	0.210




XESD1191




XESD2201



XACS399



XACS499



XACS3991

## Isolating block, slow break

In the interests of safety, it is imperative that these isolating blocks only be used with a stay put or latching type operating head to ensure complete isolation when the pendant station is not in use.

Mounting position	Application	Function	Max. power/400 V	Scheme	Reference	Weight kg
On front 40 mm centres (2)	Emergency stop	N/C + N/C + N/C with positive opening operation	3 kW		<b>XACS399</b>	0.100
On front 30 mm centres (2)	Emergency stop	N/C + N/C + N/C with positive opening operation	3 kW		<b>XACS499</b>	0.100
In base (3)	Emergency stop	N/C + N/C + N/C with positive opening operation	3 kW		<b>XACS3991</b>	0.110

(1) Auxiliary contacts are slow break.

(2) Mounting with operating heads ZA2B●●●, except ZA2BD● and ZA2BG● (see page 3/23).

(3) Mounting with operating head ZA2BS944 (see page 3/23).





# Pendant control stations

Double insulated, type XACB

For control or power circuits


Separate components and spare parts



XACB911●

### Booted operators

For use with contact block	Travel	Operating temperature	Colour of insert	Sold in lots of	Unit reference	Weight kg	
XENB●●●●	4 mm	- 25...+ 70 °C (1)	White	10	XACB9111	0.005	
XENC●●●●			Black	10	XACB9112	0.005	
XEND●●●●			Green	10	XACB9113	0.005	
XESB2011			Red	10	XACB9114	0.005	
XESD2201			Yellow	10	XACB9115	0.005	
XESD2241			Blue	10	XACB9116	0.005	
XESD2251			Brown	10	XACB9119	0.005	
			- 40...+ 70 °C (2)	White	10	XACB9121	0.005
				Black	10	XACB9122	0.005
				Green	10	XACB9123	0.005
	Red	10		XACB9124	0.005		
	Yellow	10		XACB9125	0.005		
	Blue	10		XACB9126	0.005		
	Brown	10		XACB9129	0.005		
XESD1181	16 mm	- 25...+ 70 °C (1)		White	10	XACB9211	0.005
XESD1191				Black	10	XACB9212	0.005
XESD1281				Green	10	XACB9213	0.005
XESD1291			Red	10	XACB9214	0.005	
			Yellow	10	XACB9215	0.005	
			Blue	10	XACB9216	0.005	
			Brown	10	XACB9219	0.005	
			- 40...+ 70 °C (2)	White	10	XACB9221	0.005
				Black	10	XACB9222	0.005
				Green	10	XACB9223	0.005
	Red	10		XACB9224	0.005		
	Yellow	10		XACB9225	0.005		
	Blue	10		XACB9226	0.005		
	Brown	10	XACB9229	0.005			



XACB921●

### Booted operators (silicone boot)

For use with contact block	Operating temperature	Colour of boot	Reference	Weight kg
XACS41●	- 25...+ 70 °C	Black	ZA2BP2	0.015
		Green	ZA2BP3	0.015
		Red	ZA2BP4	0.015
		Yellow	ZA2BP5	0.015
		Blue	ZA2BP6	0.015



ZA2BP●

(1) Polychloroprene boots.  
(2) Silicone boots.

# Pendant control stations

Double insulated, type XACB

For control or power circuits

Separate components and spare parts



ZA2BS844



ZA2BS944



ZA2BD●



ZA2BG●



ZA2BB●



ZA2BV0●

## Operating heads for front or base mounting (1)

Description	Colour	Type	Reference	Weight kg
<b>Trigger action latching Emergency stop (2)</b>	Red	Ø 30 mm	<b>ZA2BS834</b>	0.028
Turn to release (Emergency stop function)		Ø 40 mm	<b>ZA2BS844</b>	0.033
<b>Trigger action latching Emergency stop (2) (3)</b>	Red	Ø 30 mm	<b>ZA2BS934</b>	0.060
Key release (n° 455)		Ø 40 mm	<b>ZA2BS944</b>	0.065
Key withdrawal in rest (unactuated) position (Emergency stop function)				
<b>Selector switches, standard handle (4)</b>	Black	2 position, stay put	<b>ZA2BD2</b>	0.018
		3 position, stay put (5)	<b>ZA2BD3</b>	0.018
<b>Key switches (key n° 455) (3)</b>	–	2 position, stay put	<b>ZA2BG4</b>	0.042
Key withdrawal in left and right-hand positions		3 position, stay put (5)	<b>ZA2BG5</b>	0.042
<b>Key switches (key n° 455) (3)</b>	–	2 position, stay put	<b>ZA2BG2</b>	0.042
Key withdrawal in left-hand position				
<b>Key switches (key n° 455) (3)</b>	–	2 position	<b>ZA2BG6</b>	0.042
Spring return from right to left				
Key withdrawal in left-hand position				
<b>Key switches (key n° 455) (4) (3)</b>	–	3 position, stay put (5)	<b>ZA2BG3</b>	0.042
Key withdrawal in centre position				
<b>Wobblesticks (6)</b>	Black	–	<b>ZA2BB2</b>	0.060
Operates in all directions for fast stop	Red	–	<b>ZA2BB4</b>	0.060

## Operating head for isolating block

Description	Colour	Type	Reference	Weight kg
<b>Mushroom head, latching</b>	Red	Ø 40 mm	<b>ZA2BS14</b>	0.065
Key release (n° 455)				
Key withdrawal in rest (unactuated) position (Emergency stop function)				

## Pilot light heads

Description	Colour	Reference	Weight kg
<b>For use with incandescent bulbs</b>			
<b>Lens cap with fixing bezel</b>	White	<b>ZA2BV01</b>	0.015
	Green	<b>ZA2BV03</b>	0.015
	Red	<b>ZA2BV04</b>	0.015
	Yellow	<b>ZA2BV05</b>	0.015
	Blue	<b>ZA2BV06</b>	0.015
	Clear	<b>ZA2BV07</b>	0.015
<b>For use with neon bulbs</b>			
<b>Lens cap with fixing bezel</b>	Green	<b>ZA2BV033</b>	0.015
	Red	<b>ZA2BV043</b>	0.015
	Yellow	<b>ZA2BV053</b>	0.015
	Clear	<b>ZA2BV073</b>	0.015

(1) The technical characteristics of pendant control stations XACB can only be guaranteed by using the operating heads ZA2B●● listed above.

(2) Trigger action mechanically latching Emergency stop pushbuttons conform to standards EN/IEC 60204-32, EN/ISO 13850, Machinery directive 98/37/EC and standard EN/IEC 60947-5-5.

(3) Other key numbers available on request, please consult our Customer Care Centre.

(4) Selector switches or key switches with other mechanical functions: please consult our Customer Care Centre.

(5) Only suitable for front mounting.

(6) Base mounting recommended.

# Pendant control stations

Double insulated, type XACB

For control circuits

Separate components and spare parts




XEAC●5361

### Pushbuttons with analogue output (1)

#### Complete pushbuttons (body + operating head), non booted (2)

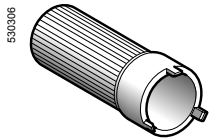
Supply voltage	Contact block	Reference	Weight kg
0...- 15 V	N/C + N/O at start of travel N/O at end of travel	XEAC15361	0.065
0...+ 15 V	N/C + N/O at start of travel N/O at end of travel	XEAC25361	0.065



XEAB●5361

#### Complete pushbuttons (body + operating head), booted (2)

Supply voltage	Contact block	Reference	Weight kg
0...- 15 V	N/C + N/O at start of travel N/O at end of travel	XEAB15361	0.065
0...+ 15 V	N/C + N/O at start of travel N/O at end of travel	XEAB25361	0.065



ZA2BZ905

#### Mounting accessories

Description	For use with	Reference	Weight kg
Tightening key for fixing nut	XEAC●5361	ZA2BZ905	0.060
	XEAB●5361	XACX1	0.010



XACX1

#### Separate components and spare parts

Description	Colour of insert	Unit reference	Weight kg
Booted operator (Sold in lots of 10)	White	XACB9111	0.005
	Black	XACB9112	0.005



XACB9112

(1) Pushbuttons providing an analogue output signal proportional to the distance travelled by the pushbutton operator. For more information on the analogue output signal, see our schemes and curves and on our site [www.schneider-electric.com](http://www.schneider-electric.com).  
 (2) Pushbutton supplied with 1 white insert and 1 black insert.

# Pendant control stations

Double insulated, type XACB

For control or power circuits

Separate components and spare parts



530307

DL1C●●●●

## Bulbs

Description	Voltage	Sold in lots of	Unit reference	Weight kg
<b>Incandescent</b> BA 9s base fitting Maximum power: 2.6 W Maximum Ø: 11 mm Maximum length: 28 mm	6 V	10	DL1CB006	0.002
	12 V	10	DL1CE012	0.002
	24 V	10	DL1CE024	0.002
	48 V	10	DL1CE048	0.002
	130 V	10	DL1CE130	0.002
<b>Neon</b> BA 9s base fitting Maximum power: 2.6 W Maximum Ø: 11 mm Maximum length: 28 mm	120 V	10	DL1CF110	0.002
	230 V	10	DL1CF220	0.002
	400 V	10	DL1CF380	0.002



530308

DL1CF●●●



530311

XACB91●

## Accessories for booted operators

Description	Travel	Material/ Colour	Operating temperature	Sold in lots of	Unit reference	Weight kg
<b>Boots with circlip, without coloured insert</b>	4 mm	Polychloroprene	-25...+70° C	10	XACB911	0.002
		Silicone	-40...+70° C	10	XACB912	0.002
	16 mm	Polychloroprene	-25...+70° C	10	XACB921	0.002
		Silicone	-40...+70° C	10	XACB922	0.002
<b>Coloured inserts for booted operators (4 and 16 mm travel)</b>	White	–	–	10	XACB901	0.001
	Black	–	–	10	XACB902	0.001
	Green	–	–	10	XACB903	0.001
	Red	–	–	10	XACB904	0.001
	Yellow	–	–	10	XACB905	0.001
	Blue	–	–	10	XACB906	0.001
	Brown	–	–	10	XACB909	0.001



530310

XACB92●



530309

XACB90●

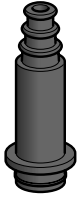
# Pendant control stations

Double insulated, type XACB

For control or power circuits

Separate components and spare parts

530312



XACB913

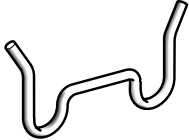
530313



XACB960


3

530314



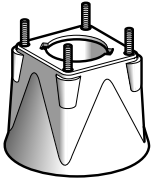
XACB971

DF565602



XACB972

DF565604



XACB982

530318



XACX1

530319



XACX905

## Complementary accessories

Description	For use with	Diameter of cable	Reference	Weight kg
<b>Protective cable sleeve</b> with cable tie (for tightening sleeve onto cable)	Enclosures XACB219 and XACB220 (2 operators)	Ø 7...13 mm	<b>XACB913</b>	0.065
	Enclosures XACB●●● with 4 to 12 operators	Ø 10...22 mm	<b>XACB960</b>	0.110
		Ø 22...35 mm	<b>XACB965</b>	0.160

<b>Blanking plug</b> with seal and fixing nut	–		<b>ZB2SZ3</b>	0.005
--	---	--	---------------	-------

<b>Adaptor</b> for use with protective cable sleeve for cable Ø 10...22 mm	Self-supporting cable type BBAP		<b>XACB961</b>	0.025
---	---------------------------------	--	----------------	-------

<b>Lower support ring</b>	Single row enclosures XACB		<b>XACB971</b>	0.015
---------------------------	----------------------------	--	----------------	-------

	2 row enclosures XACB		<b>XACB972</b>	0.020
--	-----------------------	--	----------------	-------

<b>Protective guards</b> for base mounted units	Emergency stop pushbutton		<b>XACB982</b>	0.050
--	---------------------------	--	----------------	-------

## Tools

Description	For use with	Reference	Weight kg
<b>Tightening key</b>	Bezels	<b>XACX1</b>	0.010
	Units mounted in base of enclosure	<b>XACX905</b>	0.015

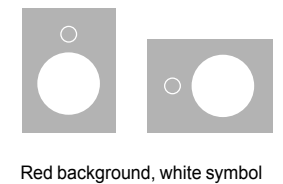
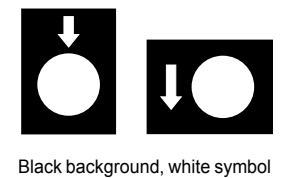
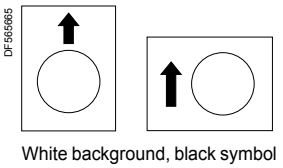
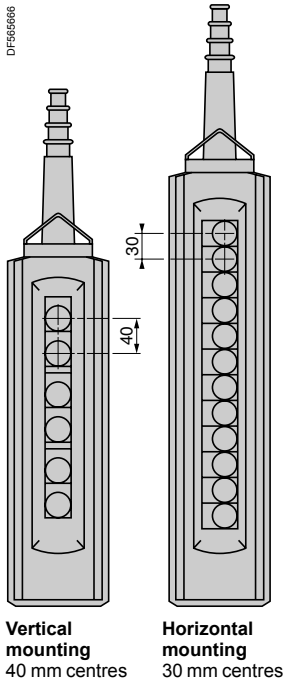
<b>Bulb extractor</b>	BA 9s base fitting bulbs	<b>XBFX13</b>	0.003
-----------------------	--------------------------	---------------	-------

# Pendant control stations

Double insulated, type XACB

For control or power circuits

Legends 30 x 40 mm (with symbols conforming to NF E 52-124)



Symbol Reference	Symbol	Reference	Weight kg
<b>Vertical mounting 40 mm centres</b>			
<b>Horizontal mounting 30 mm centres</b>			
<b>Raise, slow</b>			
ZB2BY4951		ZB2BY4901	0.001
<b>Raise, fast</b>			
ZB2BY4952		ZB2BY4902	0.001
<b>Raise, slow-fast</b>			
ZB2BY4953		ZB2BY4903	0.001
<b>Right, slow</b>			
ZB2BY4901		ZB2BY4907	0.001
<b>Right, fast</b>			
ZB2BY4902		ZB2BY4908	0.001
<b>Right, slow-fast</b>			
ZB2BY4903		ZB2BY4909	0.001
<b>Forward, slow</b>			
ZB2BY4963		ZB2BY4913	0.001
<b>Forward, fast</b>			
ZB2BY4964		ZB2BY4914	0.001
<b>Forward, slow-fast</b>			
ZB2BY4965		ZB2BY4915	0.001
<b>Slew right, slow</b>			
ZB2BY4919		ZB2BY4919	0.001
<b>Slew right, fast</b>			
ZB2BY4920		ZB2BY4920	0.001
<b>Slew right, slow-fast</b>			
ZB2BY4921		ZB2BY4921	0.001
<b>Slow</b>			
ZB2BY4933		ZB2BY4933	0.001
<b>Klaxon</b>			
ZB2BY4982		ZB2BY4932	0.001
<b>Start</b>			
ZB2BY4980		ZB2BY4930	0.001

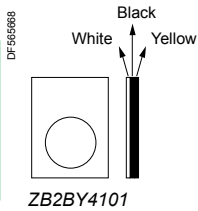
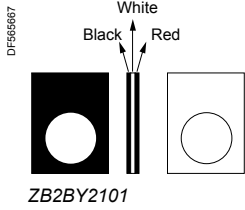
Symbol Reference	Symbol	Reference	Weight kg
<b>Vertical mounting 40 mm centres</b>			
<b>Horizontal mounting 30 mm centres</b>			
<b>Lower, slow</b>			
ZB2BY2954		ZB2BY2904	0.001
<b>Lower, fast</b>			
ZB2BY2955		ZB2BY2905	0.001
<b>Lower, slow-fast</b>			
ZB2BY2956		ZB2BY2906	0.001
<b>Left, slow</b>			
ZB2BY2904		ZB2BY2910	0.001
<b>Left, fast</b>			
ZB2BY2905		ZB2BY2911	0.001
<b>Left, slow-fast</b>			
ZB2BY2906		ZB2BY2912	0.001
<b>Reverse, slow</b>			
ZB2BY2966		ZB2BY2916	0.001
<b>Reverse, fast</b>			
ZB2BY2967		ZB2BY2917	0.001
<b>Reverse, slow-fast</b>			
ZB2BY2968		ZB2BY2918	0.001
<b>Slew left, slow</b>			
ZB2BY2922		ZB2BY2922	0.001
<b>Slew left, fast</b>			
ZB2BY2923		ZB2BY2923	0.001
<b>Slew left, slow-fast</b>			
ZB2BY2924		ZB2BY2924	0.001
<b>Fast</b>			
ZB2BY4934		ZB2BY4934	0.001
<b>Start-Klaxon</b>			
ZB2BY4985		ZB2BY4935	0.001
<b>Stop</b>			
ZB2BY2931		ZB2BY2931	0.001

# Pendant control stations

Double insulated, type XACB

For control or power circuits

Legends 30 x 40 mm



3

Text	Reference	Weight kg	Text	Reference	Weight kg
------	-----------	-----------	------	-----------	-----------

- Start functions: white characters on black background
- Stop functions: white characters on red background

Blank					
Black or red background	ZB2BY2101	0.001	White or yellow background	ZB2BY4101	0.001

### With French text For pushbuttons

Marche	ZB2BY2103	0.001
Arrêt	ZB2BY2104	0.001
Avant	ZB2BY2105	0.001
Arrière	ZB2BY2106	0.001
Montée	ZB2BY2107	0.001
Descente	ZB2BY2108	0.001
Droite	ZB2BY2109	0.001
Gauche	ZB2BY2110	0.001
En service	ZB2BY2111	0.001
Hors service	ZB2BY2112	0.001
Sous tension	ZB2BY2126	0.001
Lent	ZB2BY2127	0.001
Vite	ZB2BY2128	0.001
Klaxon	ZB2BY2125	0.001

For selector switches		
Arrêt-Marche	ZB2BY2166	0.001
Hors-En	ZB2BY2167	0.001

### With English text For pushbuttons

Start	ZB2BY2303	0.001
Stop	ZB2BY2304	0.001
Forward	ZB2BY2305	0.001
Reverse	ZB2BY2306	0.001
Up	ZB2BY2307	0.001
Down	ZB2BY2308	0.001
Right	ZB2BY2309	0.001
Left	ZB2BY2310	0.001
On	ZB2BY2311	0.001
Off	ZB2BY2312	0.001
Power on	ZB2BY2326	0.001
Slow	ZB2BY2327	0.001
Fast	ZB2BY2328	0.001
-	-	-

For selector switches		
-	-	-
Off-On	ZB2BY2367	0.001

### With special texts

- Specify text when ordering.
- 2 lines maximum, 11 characters per line.

White characters on black background	ZB2BY2002	0.001	Black characters on white background	ZB2BY4001	0.001
White characters on red background	ZB2BY2004	0.001	Black characters on yellow background	ZB2BY4005	0.001

**Other versions** Legends with texts in other languages. Please consult our Customer Care Centre.


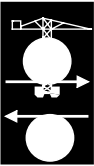

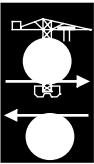
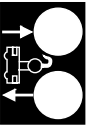
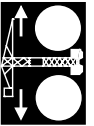

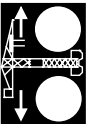


# Pendant control stations

Double insulated, type XACB

For control or power circuits

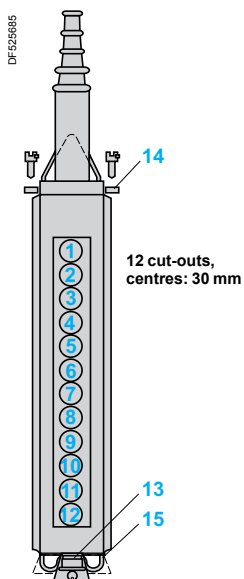
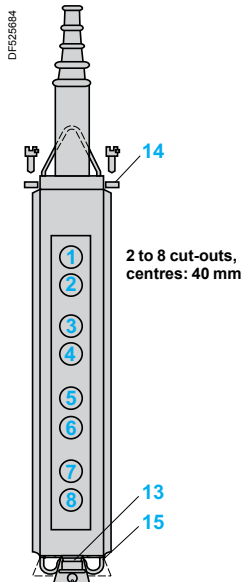
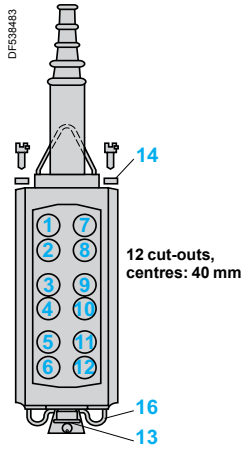
Twin legends for tower cranes

Legends with white symbols on black background							
Function	Symbol	Reference	Weight kg	Function	Symbol	Reference	Weight kg
<b>40 mm operator centres</b> (for enclosures with 2 to 8 operators and 12 operators in 2 rows)							
Hoist Raise Lower		XACY4970	0.002	Long travel Forward Reverse		XACY4972	0.002
Slew Right Left		XACY4971	0.002	Trolley Forward Reverse		XACY4973	0.002
<b>30 mm operator centres</b> (for enclosures with 12 operators in 1 row)							
Hoist Raise Lower		XACY3970	0.002	Long travel Forward Reverse		XACY3972	0.002
Slew Right Left		XACY3971	0.002	Trolley Forward Reverse		XACY3973	0.002



# Pendant control stations

Double insulated, type XACB  
For control or power circuits  
Variable composition stations, factory assembled



<b>Customer</b>			<b>Schneider Electric Industries</b>	
Company	Order N°	Delivery date	Sales office - Subsidiary Co.	Order N°

Enter the order with XACB09 reference

<b>Unit reference of empty enclosure</b> see page 3/17	<b>Number of identical stations</b>	<b>Enclosure price (1)</b>
XAC <input type="text" value="B"/> <input type="text" value="0"/> <input type="text" value="9"/> <input type="text" value=""/> <input type="text" value=""/> <input type="text" value=""/>		

<b>Legends</b> see page 3/29	<b>Contact blocks or pilot light bodies</b> see page 3/18	<b>Operating heads or pilot light heads or blanking plug</b> see page 3/23
---------------------------------	--	---

Reference	Unit price	Reference	Unit price	Reference	Unit price	Total price
1						
2						
3						
4						
5						
6						
7						
8						
9						
10						
11						
12						

Unit mounted in base of enclosure (if required)

13						
----	--	--	--	--	--	--

Factory assembled:

Number of heads or blanking plugs to be fitted

X

Additional cost XAC9VA for fitting of 1 head or 1 blanking plug



Complementary accessories, see page 3/26 (cross the appropriate box or boxes)

Description	<input checked="" type="checkbox"/>	Reference	Unit price
14 Adaptor for self-supporting cable type BBAP for use with cable entry sleeve Ø 10 to 22 mm		XACB961	
15 Lower support ring for single row enclosures		XACB971	
15 Lower support ring for 2 row enclosures		XACB972	
16 Protective guard for key release latching mushroom head pushbutton, mounted in base		XACB982	

Total price of assembled pendant station

(1) Obtain the empty enclosure price.